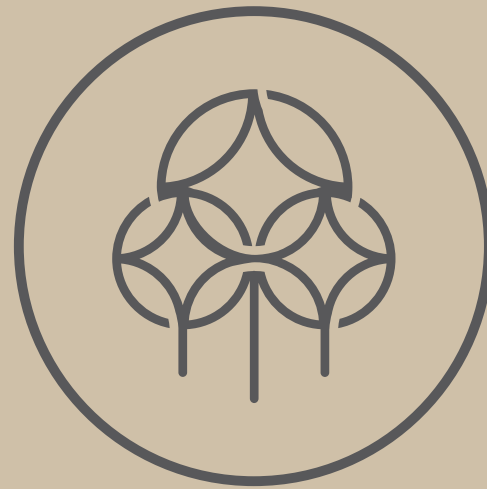


TOWER PLANS



GODREJ WOODS

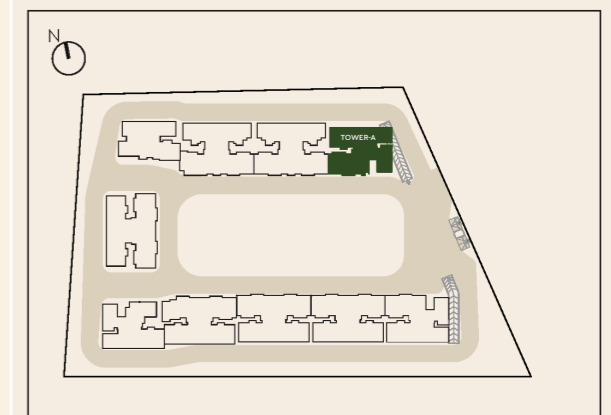
THANISANDRA, BENGALURU

Godrej | PROPERTIES

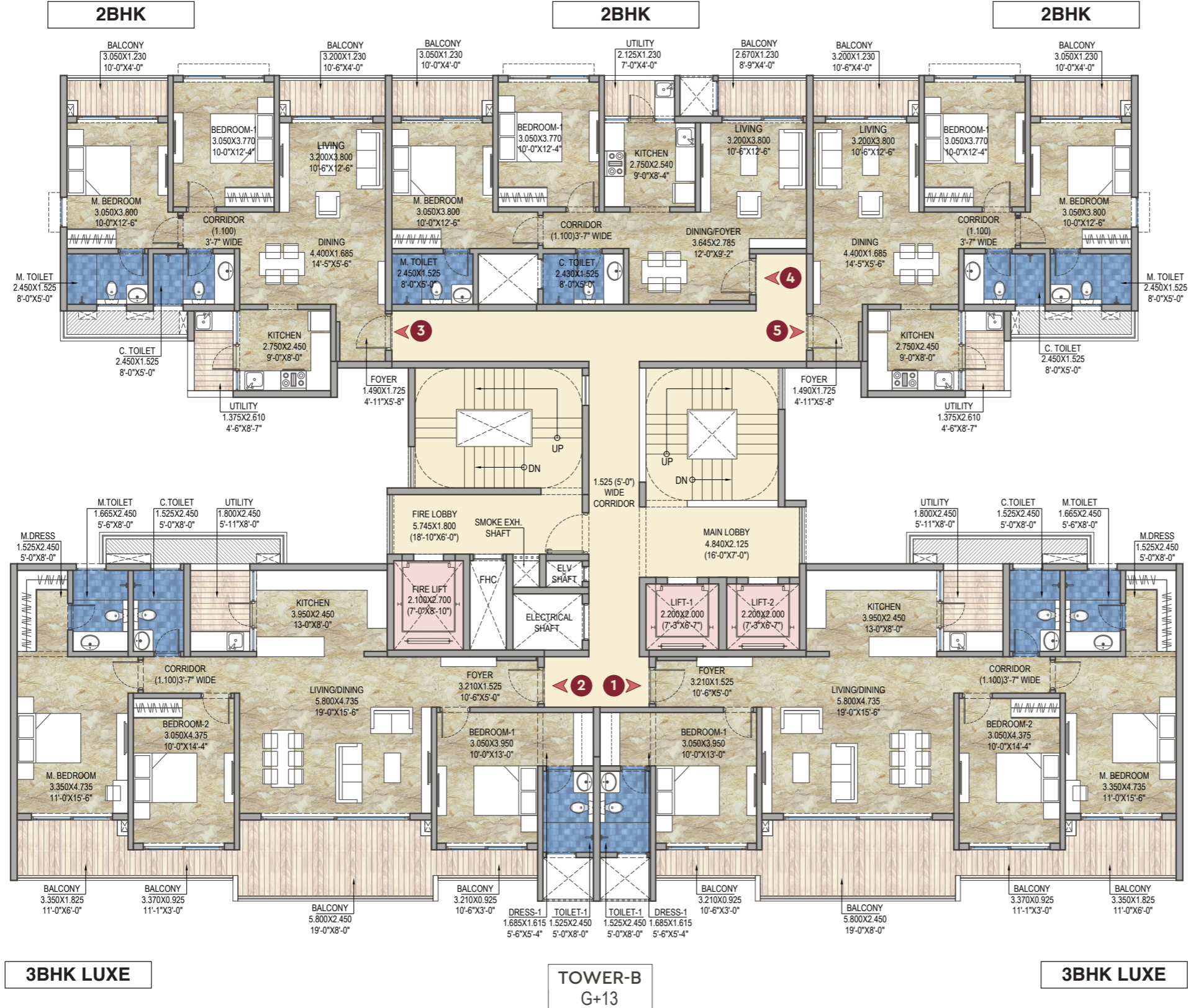
TOWER A G+13



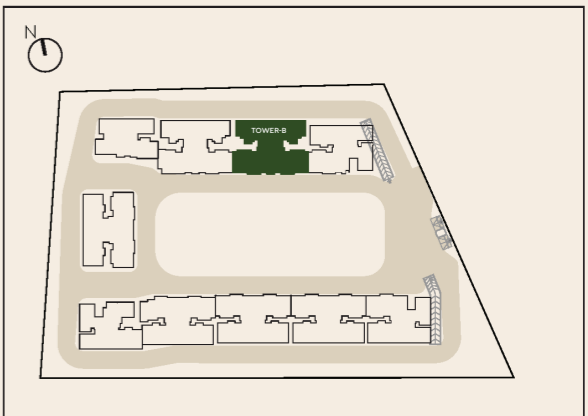
KEY PLAN



**TOWER B
G+13**



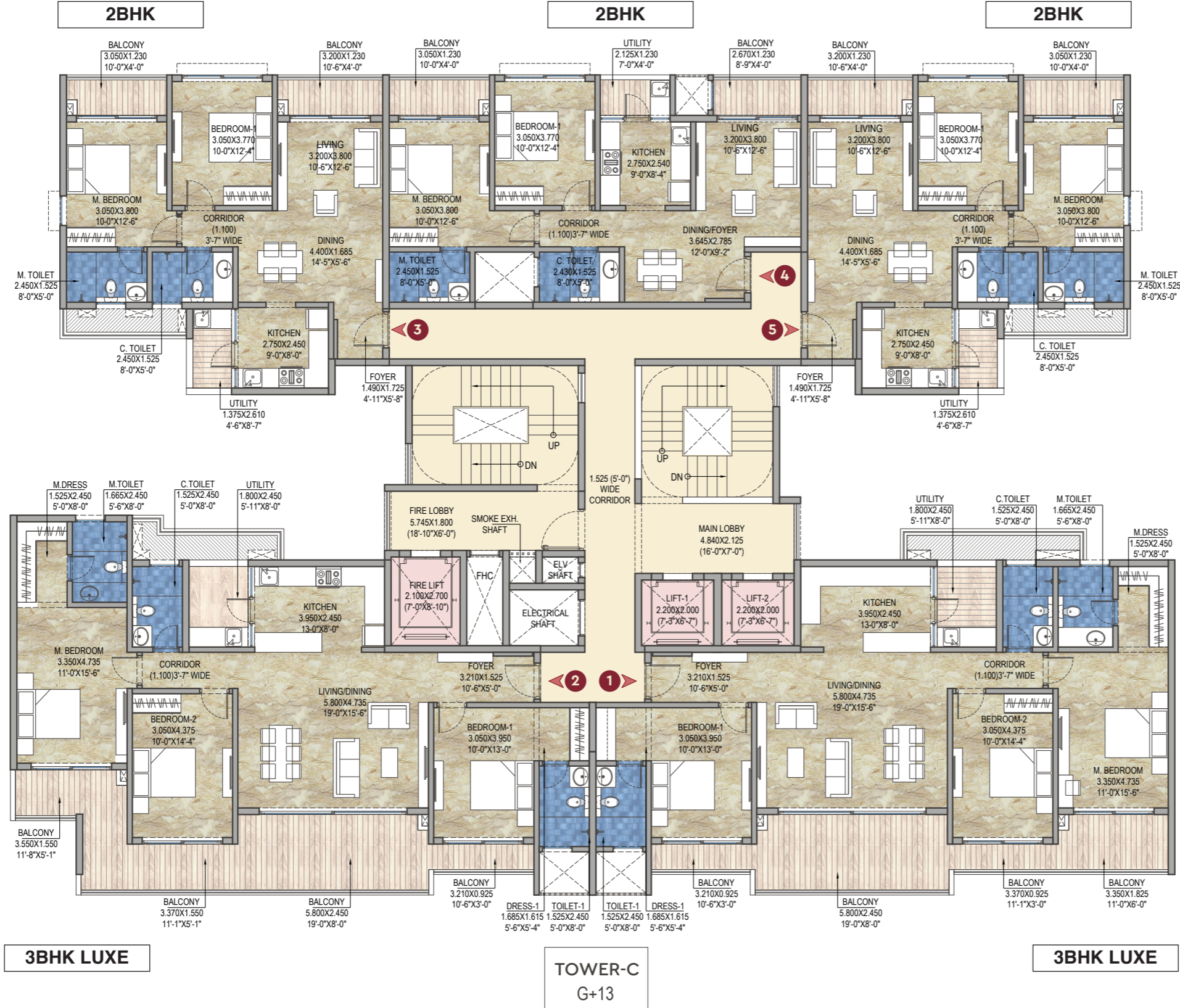
KEY PLAN



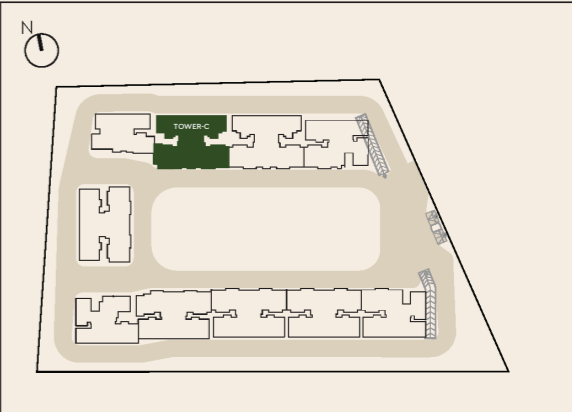
GODREJ WOODS

THANISANDRA, BENGALURU

TOWER C G+13



KEY PLAN

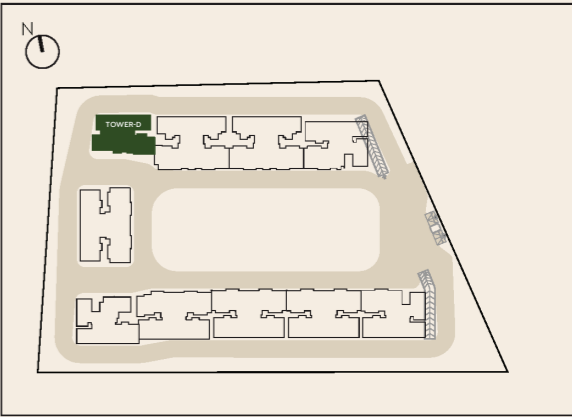


TOWER D

G+13



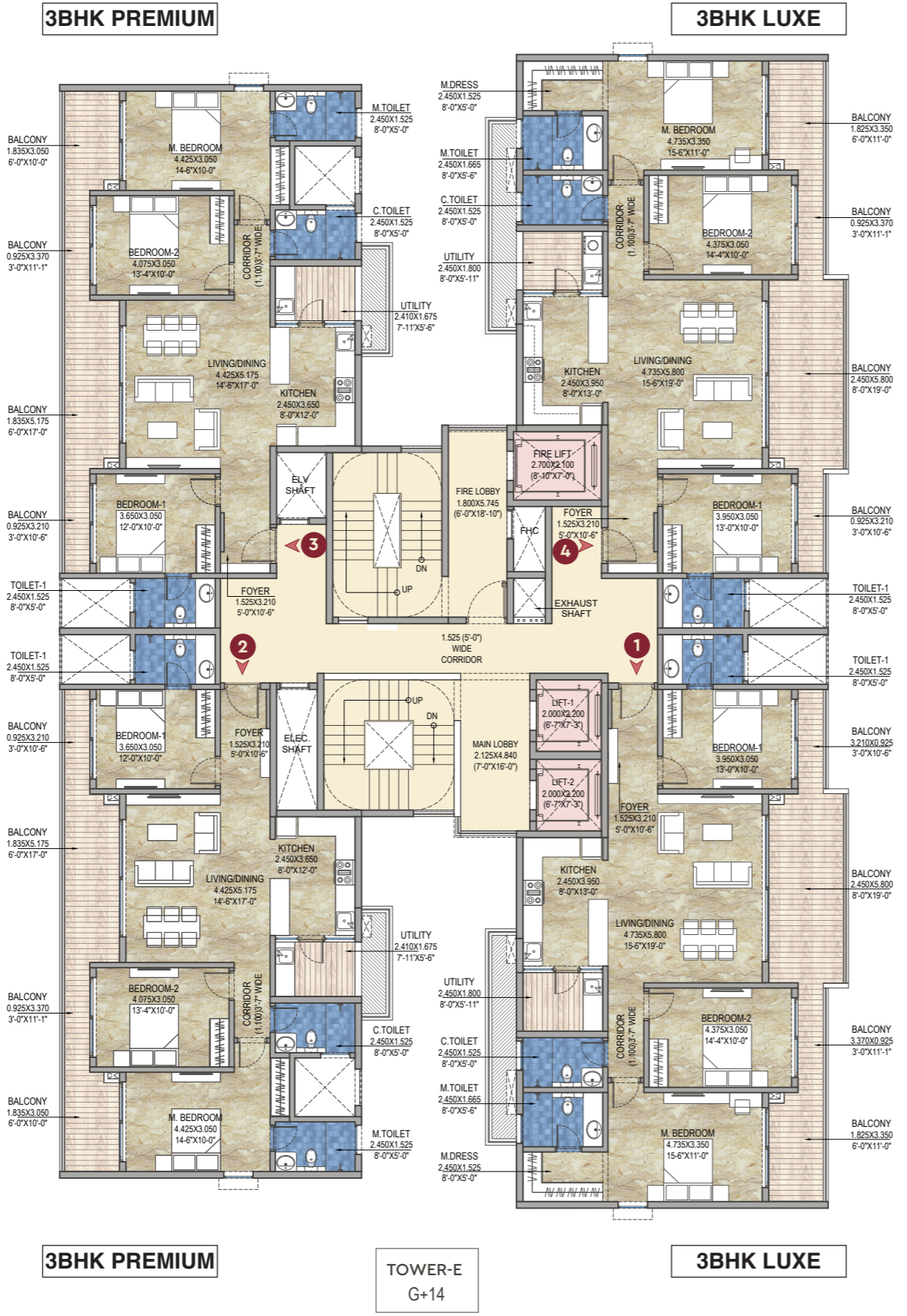
KEY PLAN



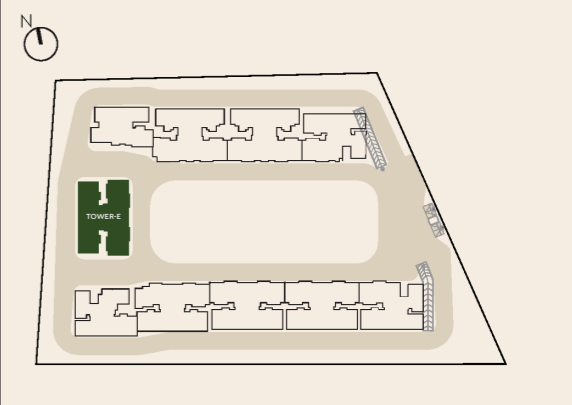
GODREJ WOODS

THANISANDRA, BENGALURU

TOWER E G+14



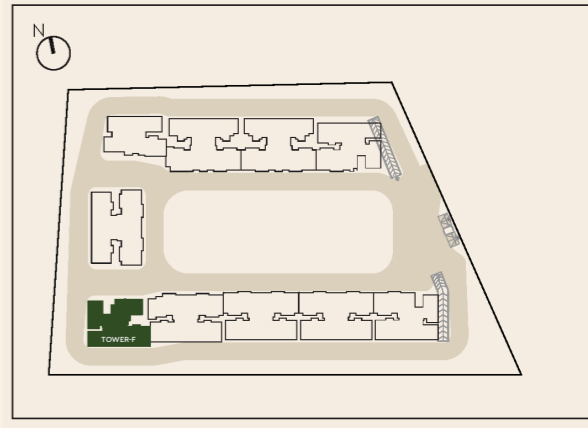
KEY PLAN



TOWER F
G+13



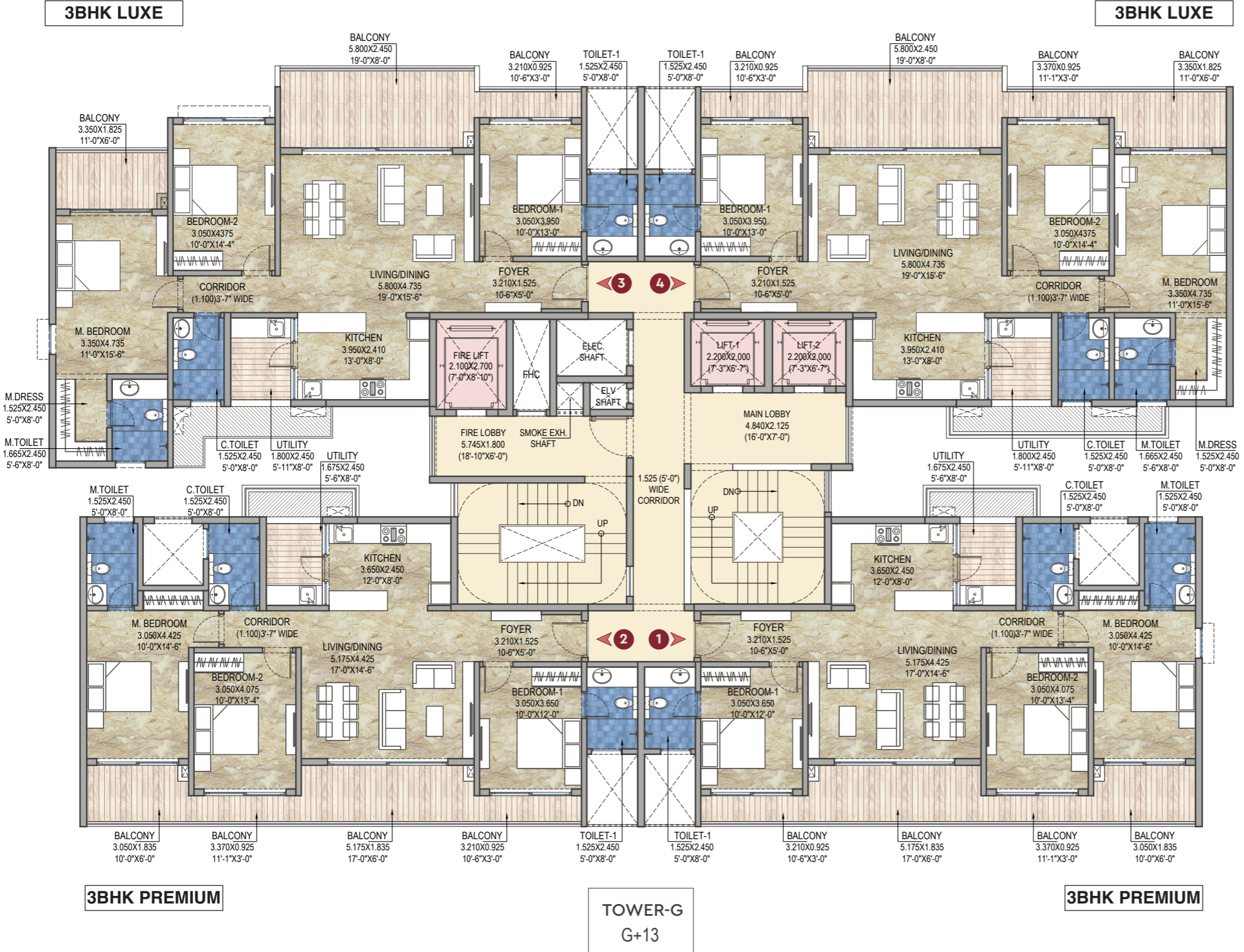
KEY PLAN



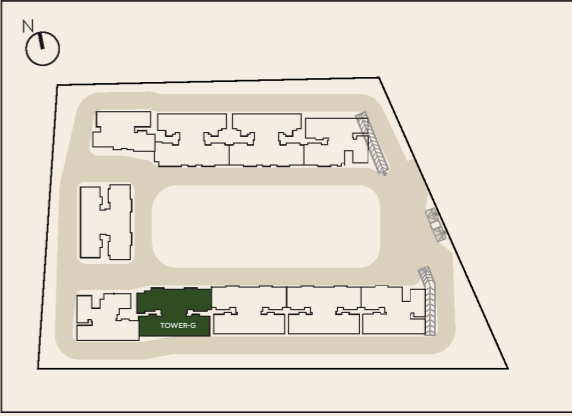
GODREJ WOODS

THANISANDRA, BENGALURU

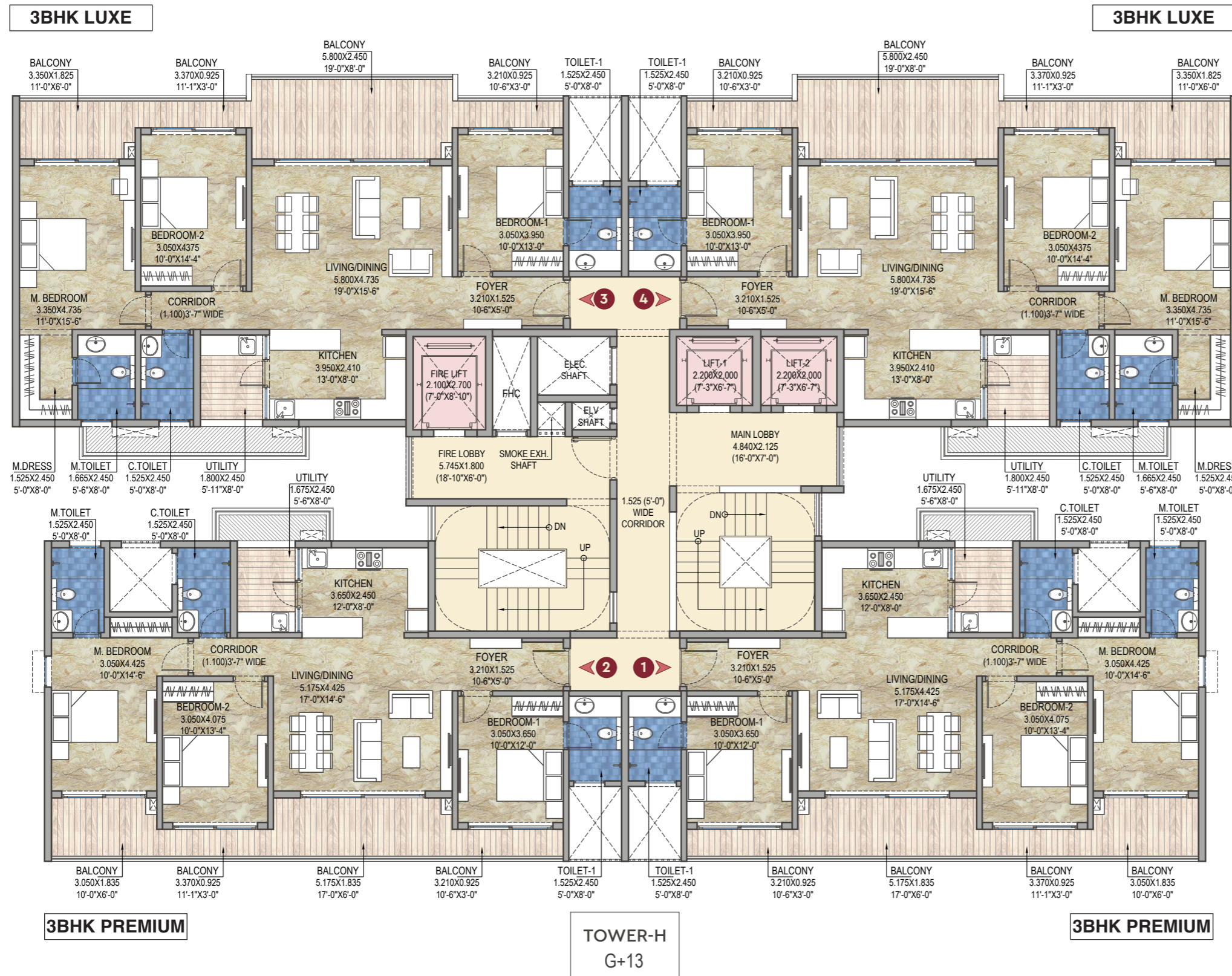
TOWER G G+13



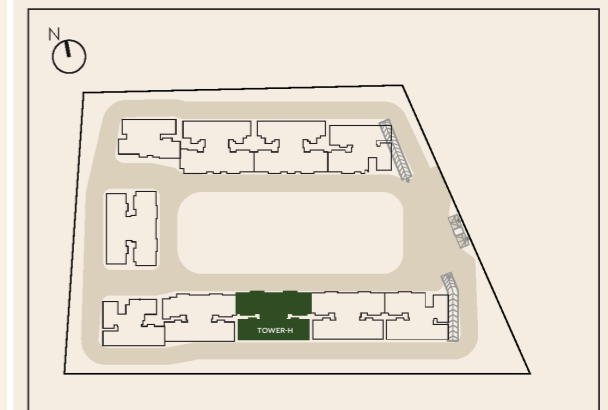
KEY PLAN



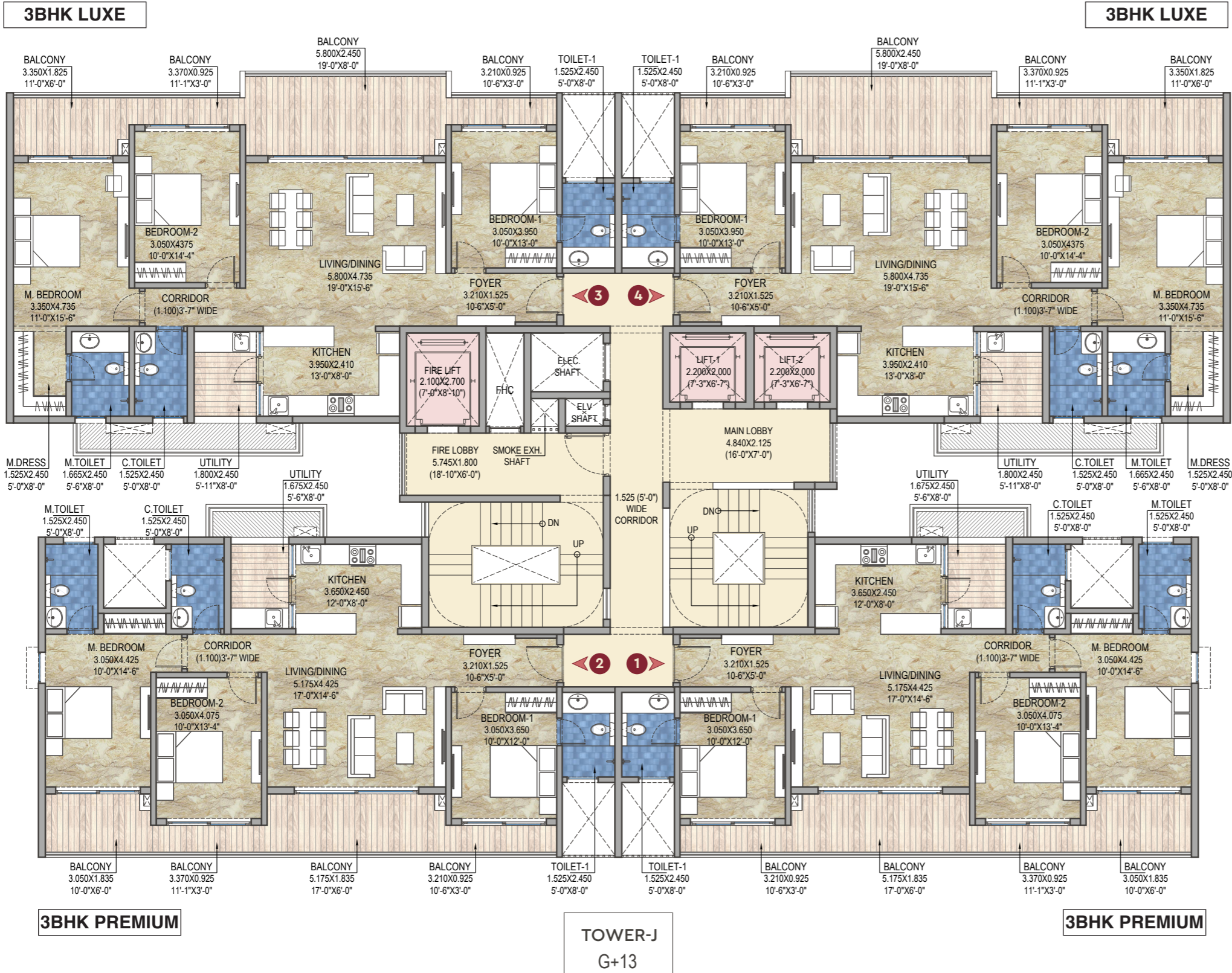
TOWER H G+13



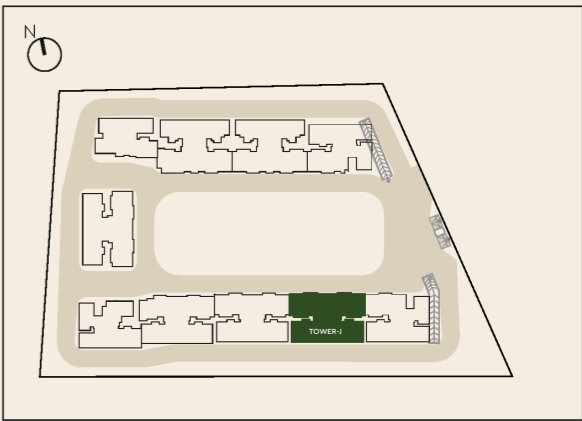
KEY PLAN



TOWER J
G+13



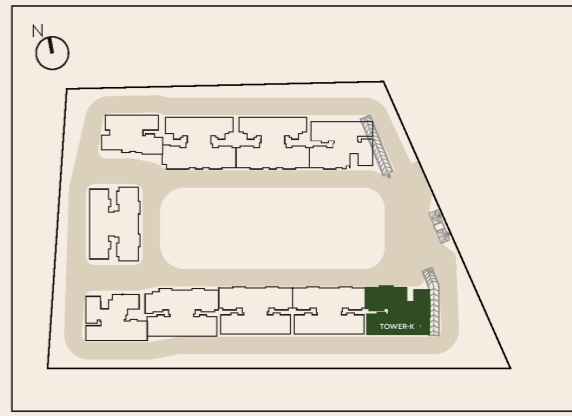
KEY PLAN



**TOWER K
G+13**



KEY PLAN

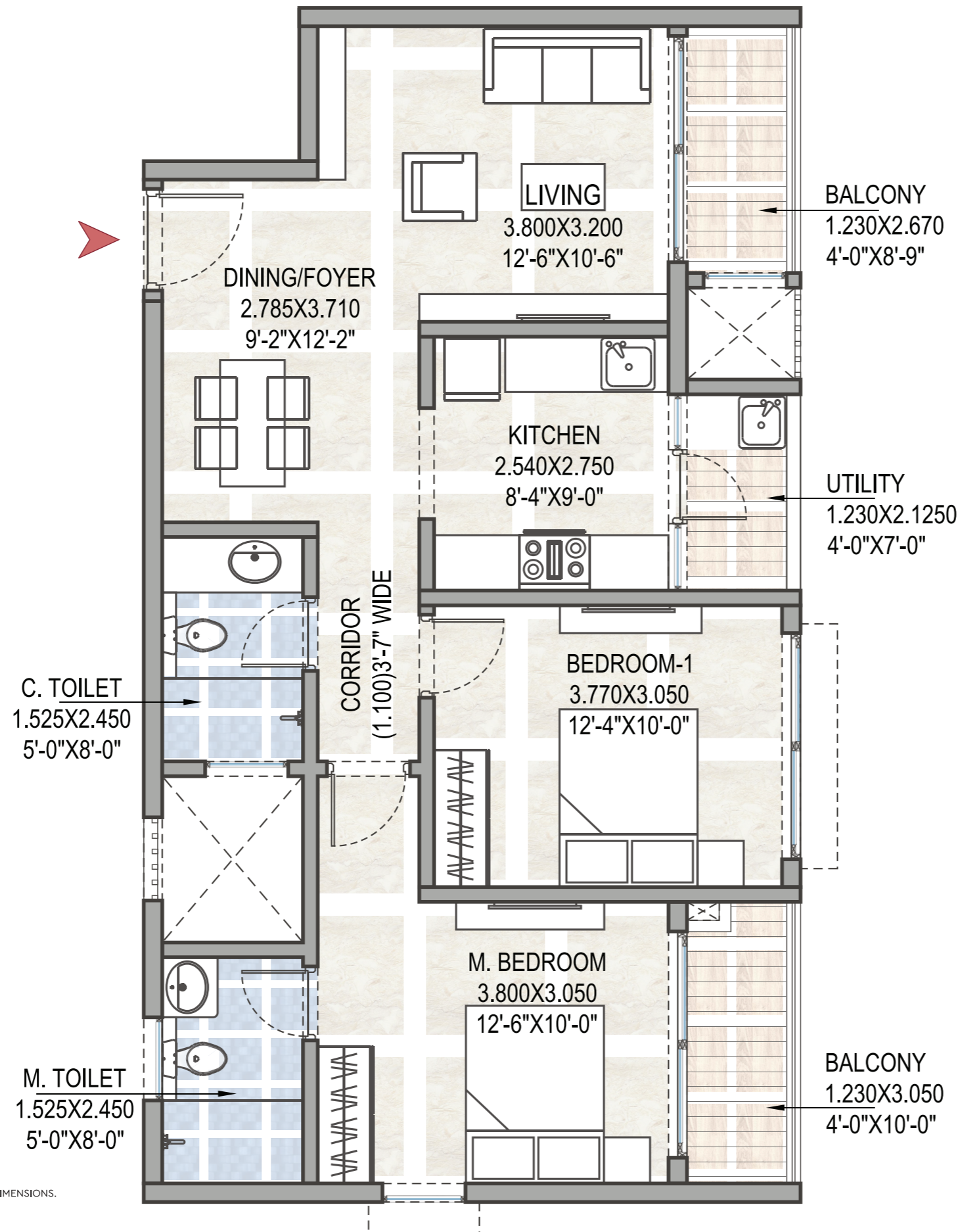


UNIT PLANS

TOWER - A

2BHK

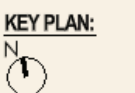
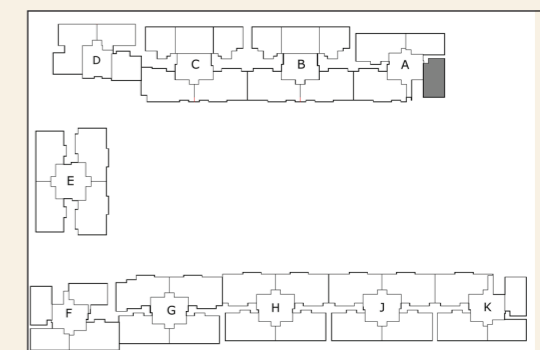
	SQM	SFT
CARPET AREA	66.90	720.07
BALCONY AREA	7.04	75.72
UTILITY AREA	2.61	28.13
SALEABLE AREA	110.99	1194.69



- A-0101
- A-0201
- A-0301
- A-0401
- A-0501
- A-0601
- A-0701
- A-0801
- A-0901
- A-1001
- A-1101
- A-1201
- A-1301

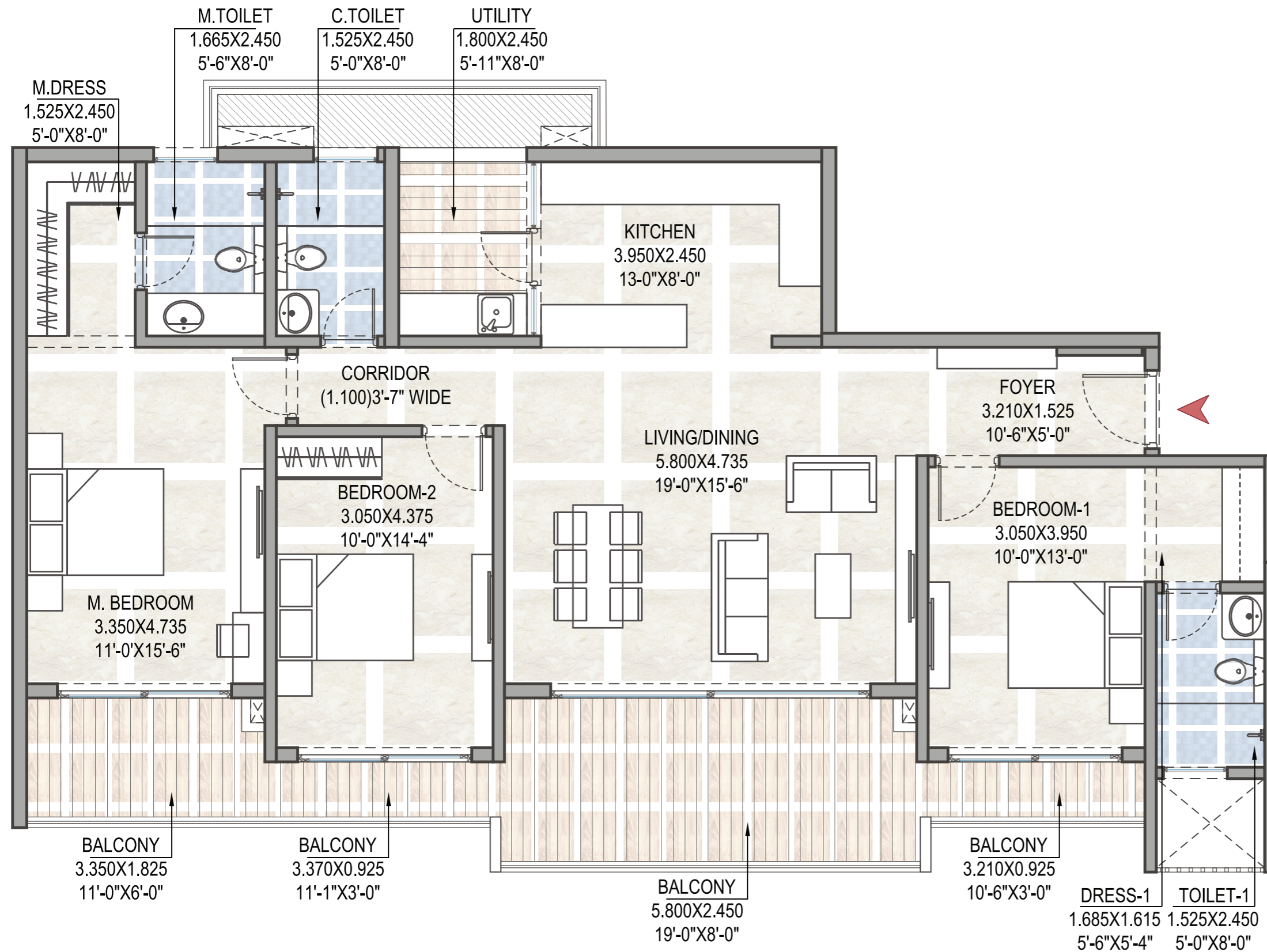
NOTE :

1. ALL DIMENSIONS MENTIONED ARE STRUCTURE TO STRUCTURE DIMENSIONS.
2. CARPET AREA IS CALCULATED FROM THE UNFINISHED WALL.
3. CARPET AREA INCLUDES TOILET LEDGE WALLS.
4. BALCONY AREA INCLUDES THE UP-STAND.
5. ANY VARIATIONS DUE TO FACADE DESIGN THAT DOES NOT AFFECT THE RERA CARPET AREA WILL NOT BE CAPTURED.



3BHK Luxe

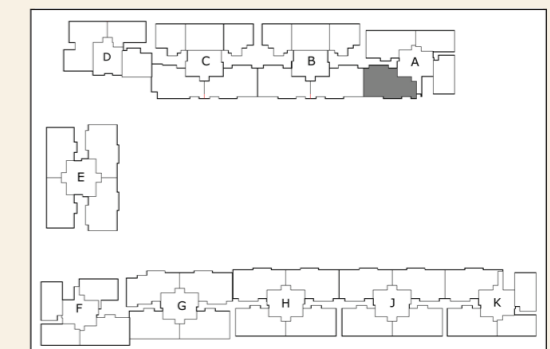
	SQM	SFT
CARPET AREA	111.99	1205.43
BALCONY AREA	26.66	286.99
UTILITY AREA	4.78	51.42
SALEABLE AREA	207.97	2238.57



- A-0002
- A-0102
- A-0202
- A-0302
- A-0402
- A-0502
- A-0602
- A-0702
- A-0802
- A-0902
- A-1002
- A-1102
- A-1202
- A-1302

NOTE :

1. ALL DIMENSIONS MENTIONED ARE STRUCTURE TO STRUCTURE DIMENSIONS.
2. CARPET AREA IS CALCULATED FROM THE UNFINISHED WALL.
3. CARPET AREA INCLUDES TOILET LEDGE WALLS.
4. BALCONY AREA INCLUDES THE UP-STAND.
5. ANY VARIATIONS DUE TO FACADE DESIGN THAT DOES NOT AFFECT THE RERA CARPET AREA WILL NOT BE CAPTURED.



KEY PLAN:

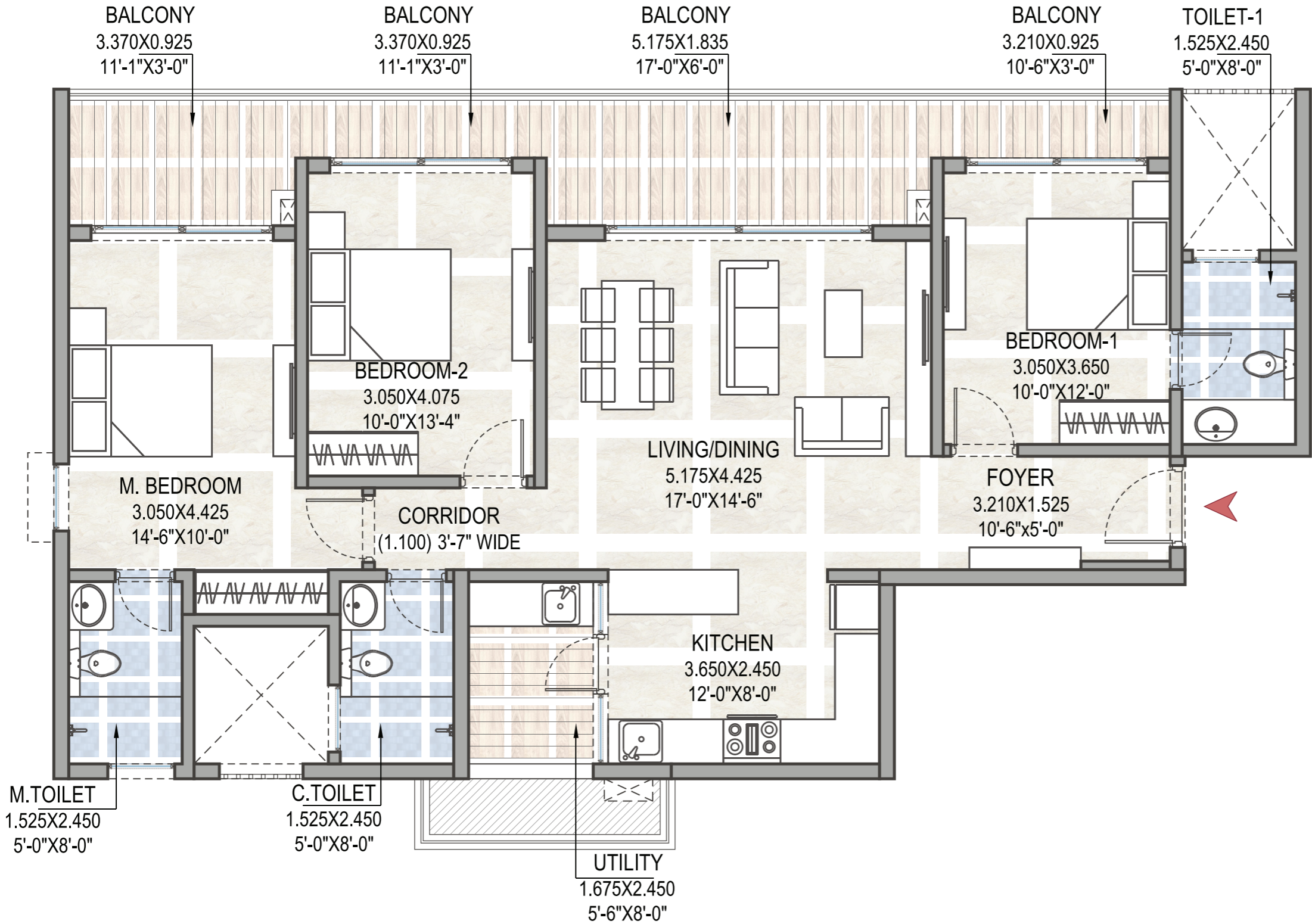


GODREJ WOODS

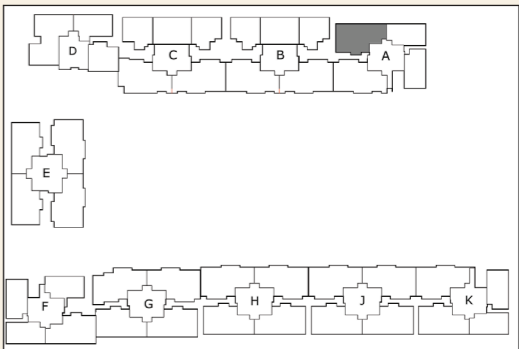
THANISANDRA, BENGALURU

3BHK Premium

	SQM	SFT
CARPET AREA	95.34	1026.26
BALCONY AREA	21.18	227.96
UTILITY AREA	4.44	47.77
SALEABLE AREA	175.39	1887.88



- A-0203
- A-0303
- A-0403
- A-0503
- A-0603
- A-0703
- A-0803
- A-0903
- A-1003
- A-1103
- A-1203
- A-1303



NOTE :

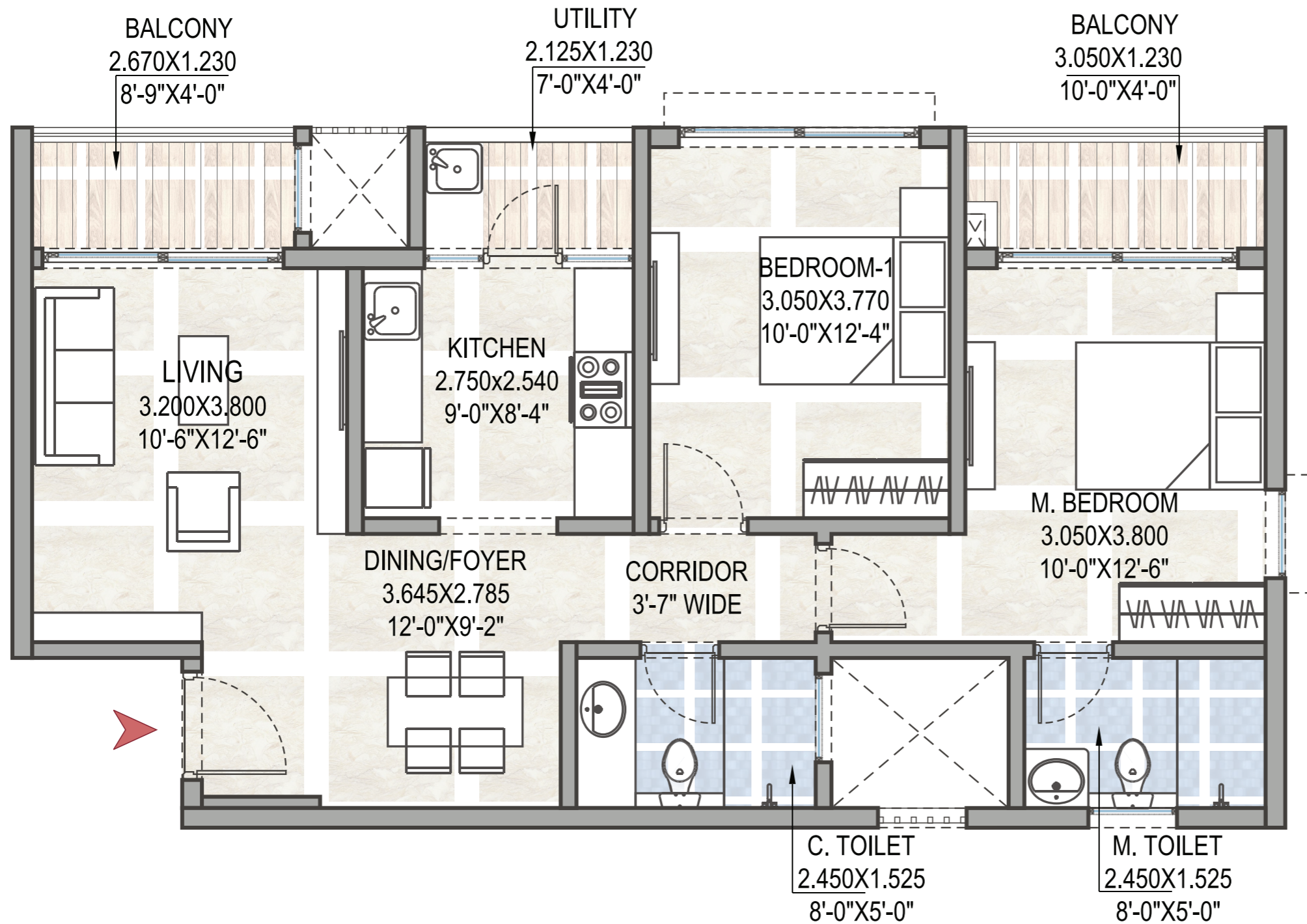
1. ALL DIMENSIONS MENTIONED ARE STRUCTURE TO STRUCTURE DIMENSIONS.
2. CARPET AREA IS CALCULATED FROM THE UNFINISHED WALL.
3. CARPET AREA INCLUDES TOILET LEDGE WALLS.
4. BALCONY AREA INCLUDES THE UP-STAND.
5. ANY VARIATIONS DUE TO FACADE DESIGN THAT DOES NOT AFFECT THE RERA CARPET AREA WILL NOT BE CAPTURED.

KEY PLAN:

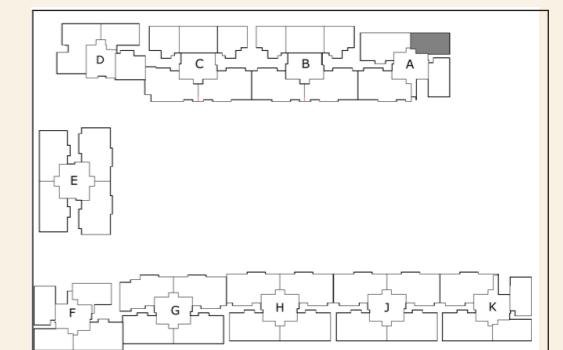


2BHK

	SQM	SFT
CARPET AREA	66.81	719.17
BALCONY AREA	7.04	75.72
UTILITY AREA	2.61	28.13
SALEABLE AREA	110.87	1193.38



- A-0104
- A-0204
- A-0304
- A-0404
- A-0504
- A-0604
- A-0704
- A-0804
- A-0904
- A-1004
- A-1104
- A-1204
- A-1304



NOTE :

1. ALL DIMENSIONS MENTIONED ARE STRUCTURE TO STRUCTURE DIMENSIONS.
2. CARPET AREA IS CALCULATED FROM THE UNFINISHED WALL.
3. CARPET AREA INCLUDES TOILET LEDGE WALLS.
4. BALCONY AREA INCLUDES THE UP-STAND.
5. ANY VARIATIONS DUE TO FACADE DESIGN THAT DOES NOT AFFECT THE RERA CARPET AREA WILL NOT BE CAPTURED.

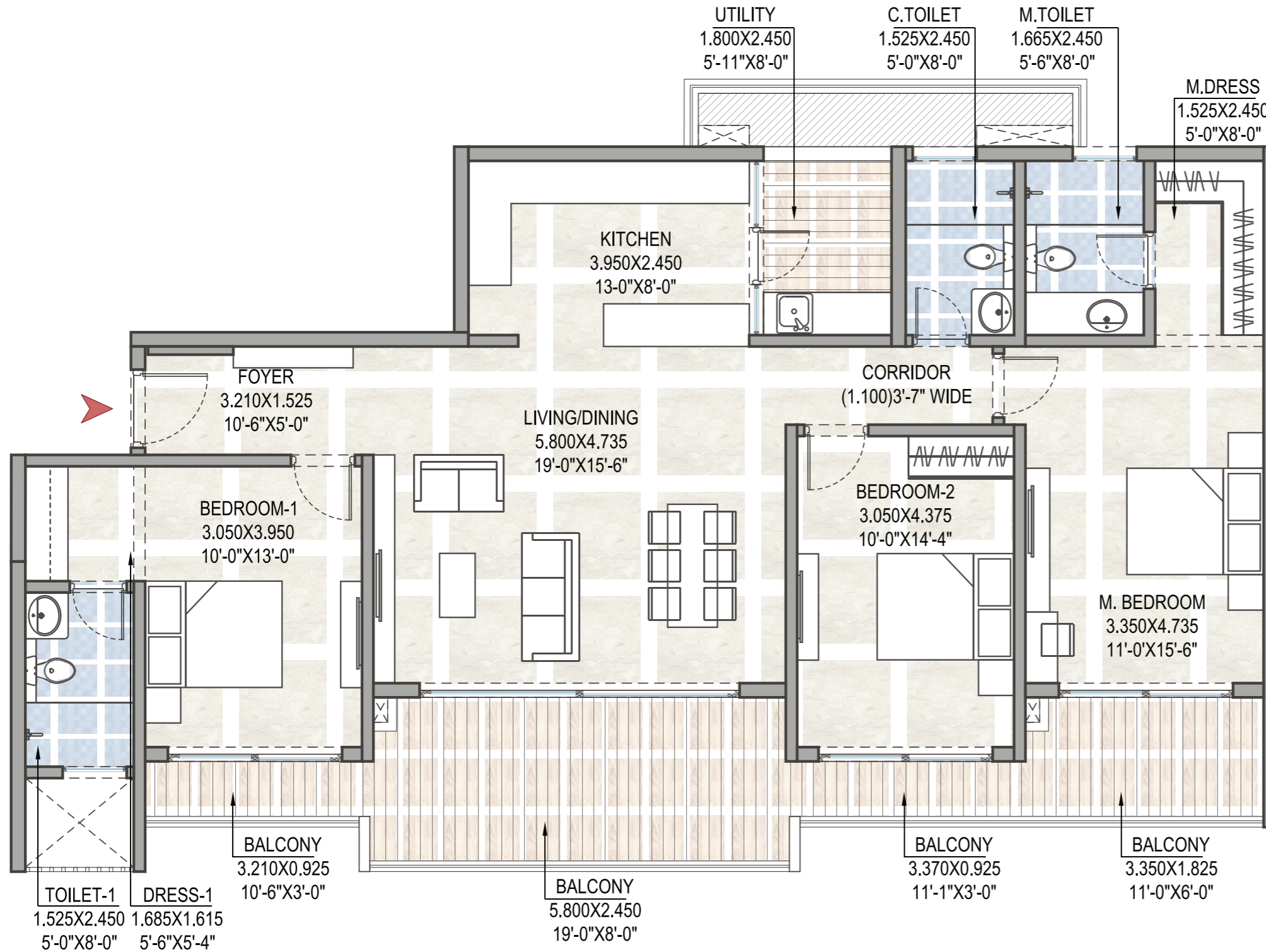
KEY PLAN:



TOWER - B

3BHK Luxe

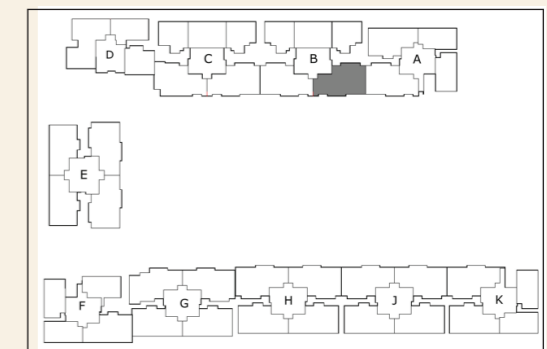
	SQM	SFT
CARPET AREA	111.99	1205.43
BALCONY AREA	26.66	286.99
UTILITY AREA	4.78	51.42
SALEABLE AREA	207.97	2238.57



- B-0101
- B-0201
- B-0301
- B-0401
- B-0501
- B-0601
- B-0701
- B-0801
- B-0901
- B-1001
- B-1101
- B-1201
- B-1301

NOTE :

1. ALL DIMENSIONS MENTIONED ARE STRUCTURE TO STRUCTURE DIMENSIONS.
2. CARPET AREA IS CALCULATED FROM THE UNFINISHED WALL.
3. CARPET AREA INCLUDES TOILET LEDGE WALLS.
4. BALCONY AREA INCLUDES THE UP-STAND.
5. ANY VARIATIONS DUE TO FACADE DESIGN THAT DOES NOT AFFECT THE RERA CARPET AREA WILL NOT BE CAPTURED.

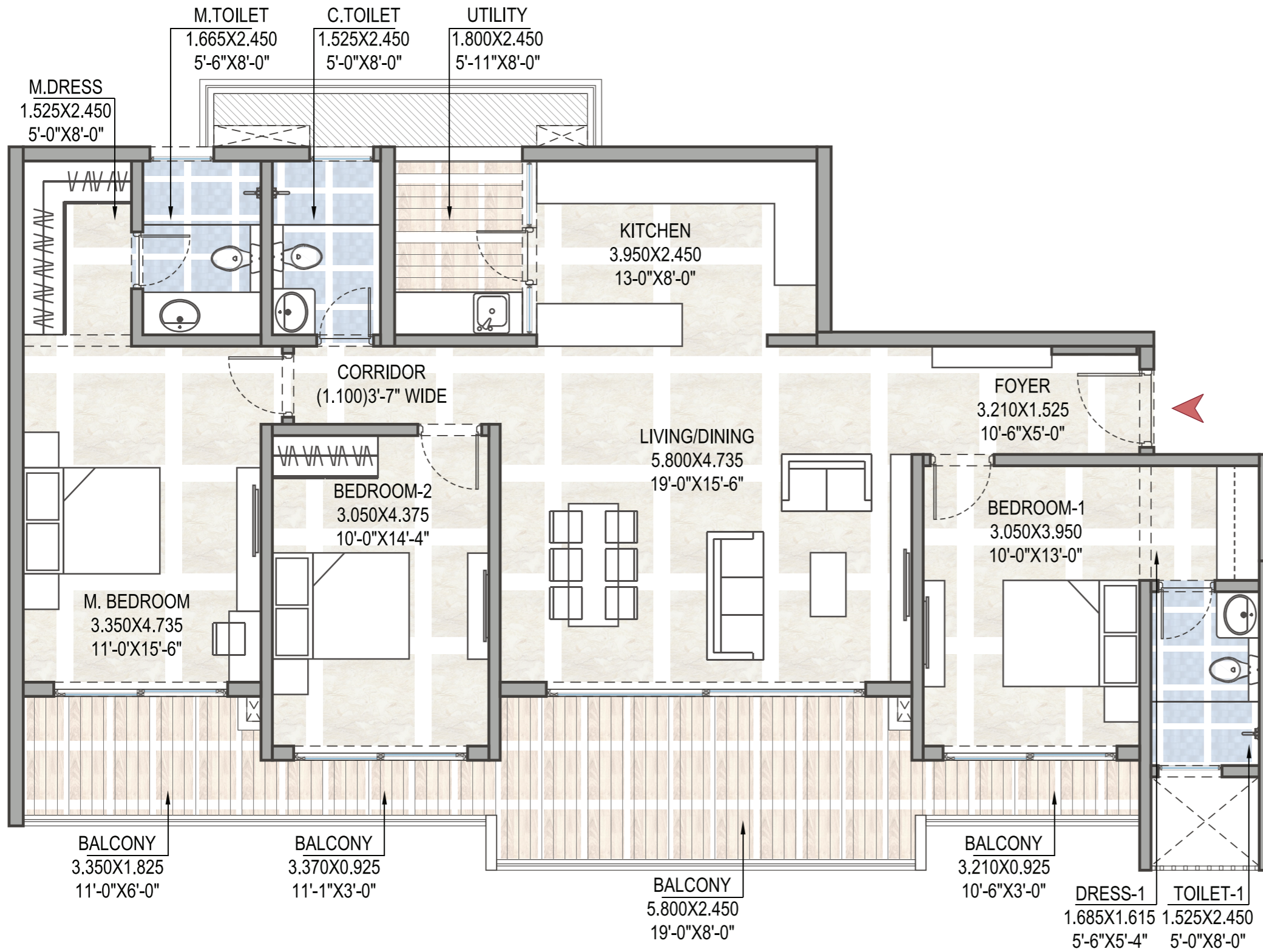


KEY PLAN:



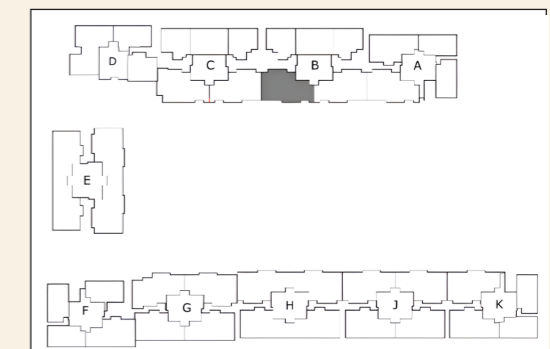
3BHK Luxe

	SQM	SFT
CARPET AREA	111.99	1205.43
BALCONY AREA	26.66	286.99
UTILITY AREA	4.78	51.42
SALEABLE AREA	207.97	2238.57



NOTE :

1. ALL DIMENSIONS MENTIONED ARE STRUCTURE TO STRUCTURE DIMENSIONS.
2. CARPET AREA IS CALCULATED FROM THE UNFINISHED WALL.
3. CARPET AREA INCLUDES TOILET LEDGE WALLS.
4. BALCONY AREA INCLUDES THE UP-STAND.
5. ANY VARIATIONS DUE TO FACADE DESIGN THAT DOES NOT AFFECT THE RERA CARPET AREA WILL NOT BE CAPTURED.



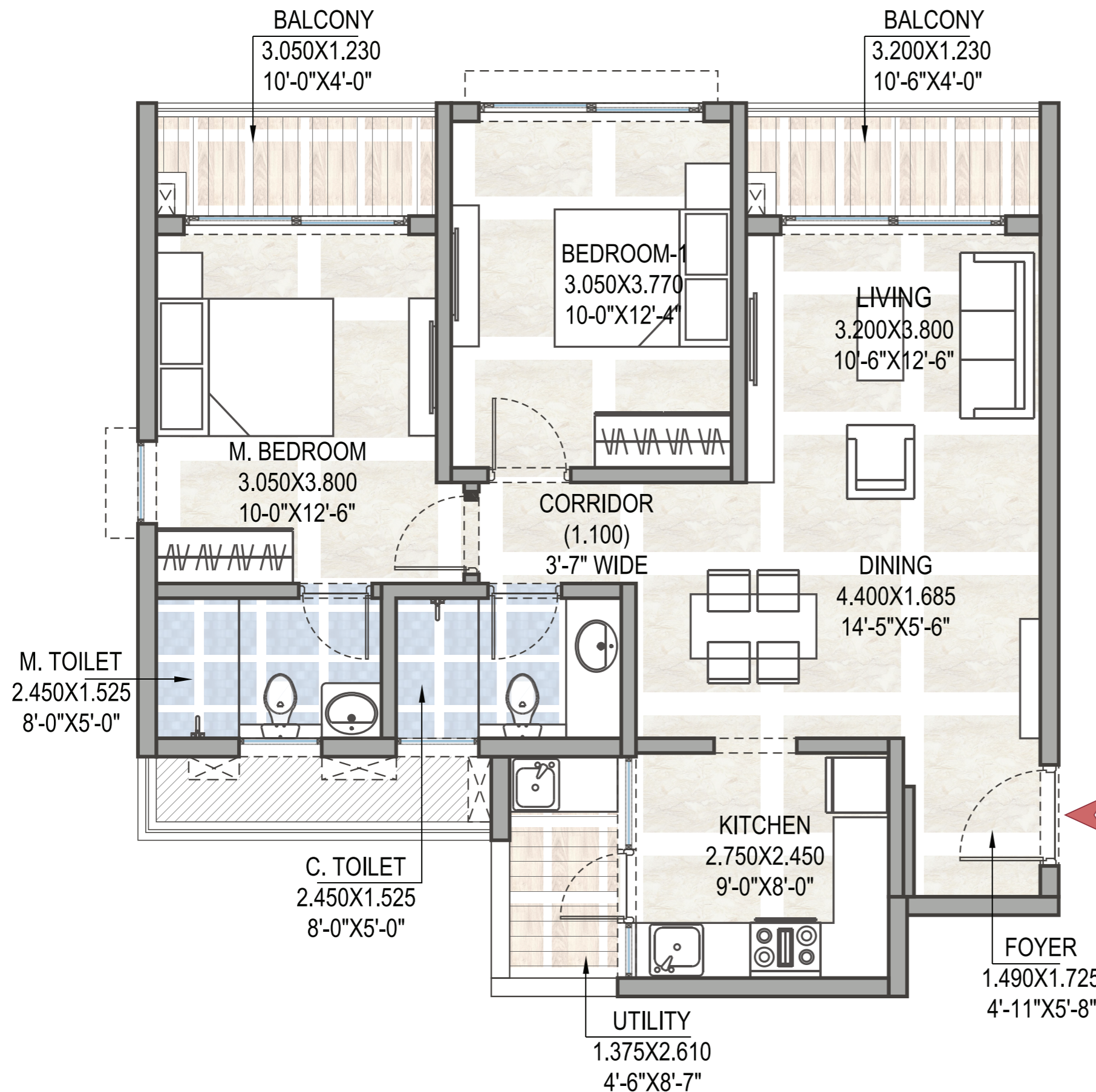
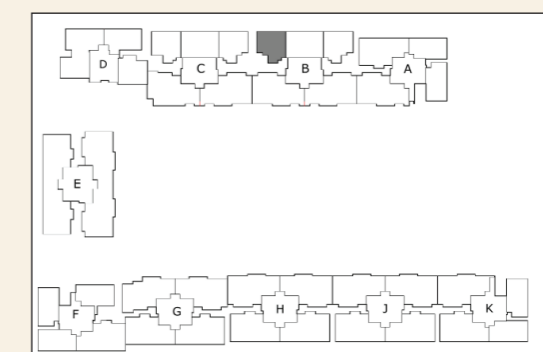
KEY PLAN:



2BHK

	SQM	SFT
CARPET AREA	67.31	724.56
BALCONY AREA	7.69	82.75
UTILITY AREA	3.41	36.66
SALEABLE AREA	113.69	1223.76

- B-0103
- B-0203
- B-0303
- B-0403
- B-0503
- B-0603
- B-0703
- B-0803
- B-0903
- B-1003
- B-1103
- B-1203
- B-1303



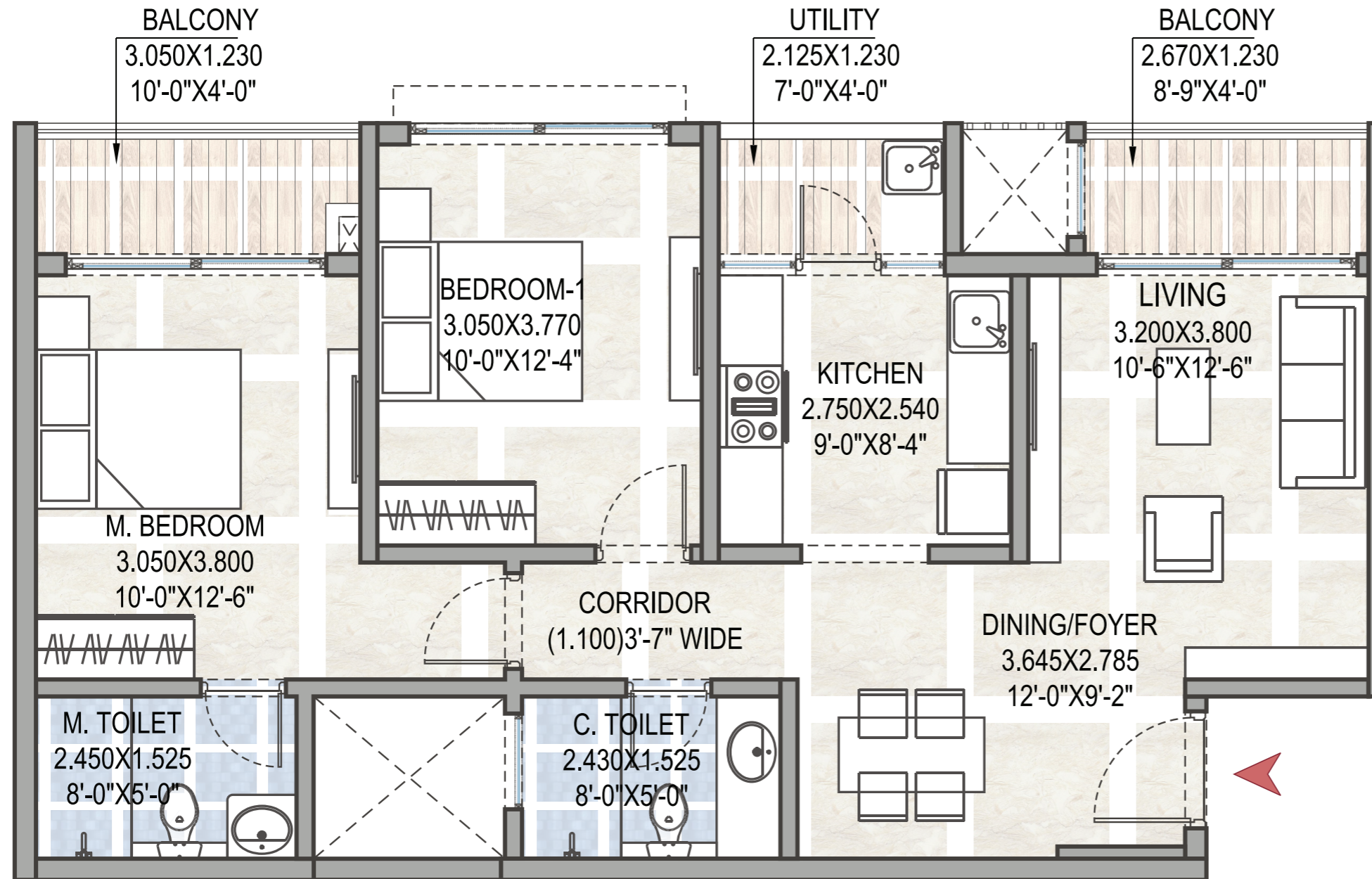
NOTE :

1. ALL DIMENSIONS MENTIONED ARE STRUCTURE TO STRUCTURE DIMENSIONS.
2. CARPET AREA IS CALCULATED FROM THE UNFINISHED WALL.
3. CARPET AREA INCLUDES TOILET LEDGE WALLS.
4. BALCONY AREA INCLUDES THE UP-STAND.
5. ANY VARIATIONS DUE TO FACADE DESIGN THAT DOES NOT AFFECT THE RERA CARPET AREA WILL NOT BE CAPTURED.

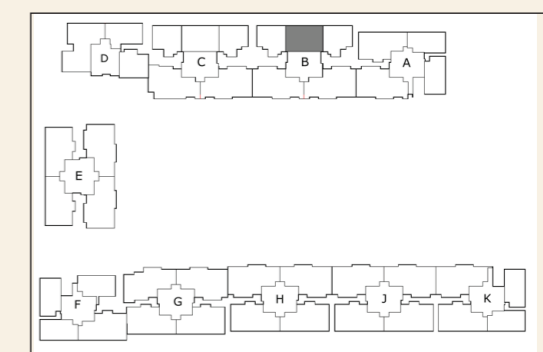


2BHK

	SQM	SFT
CARPET AREA	66.81	719.17
BALCONY AREA	7.04	75.72
UTILITY AREA	2.61	28.13
SALEABLE AREA	110.87	1193.38



- B-0204
- B-0304
- B-0404
- B-0504
- B-0604
- B-0704
- B-0804
- B-0904
- B-1004
- B-1104
- B-1204
- B-1304



NOTE :

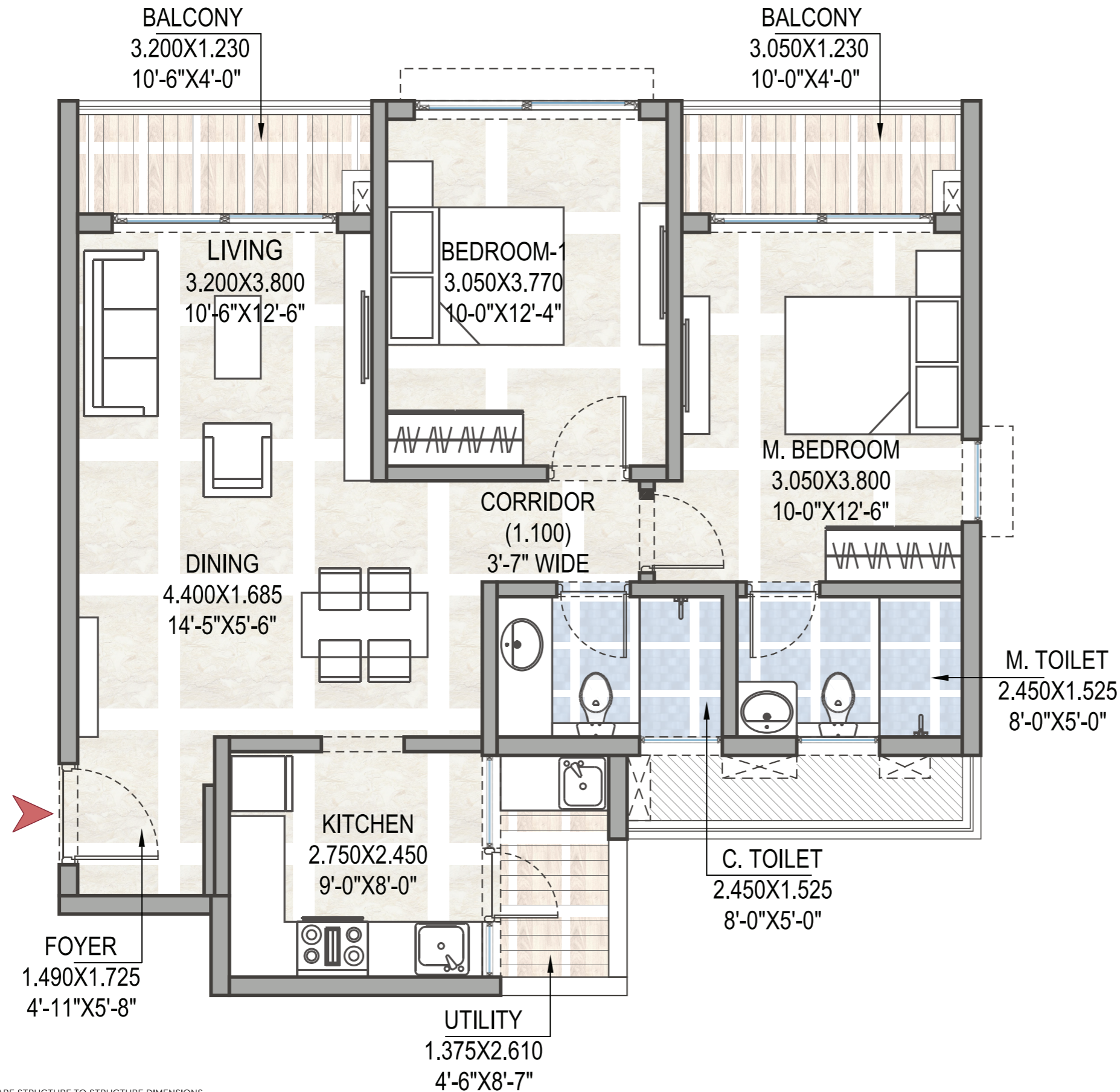
1. ALL DIMENSIONS MENTIONED ARE STRUCTURE TO STRUCTURE DIMENSIONS.
2. CARPET AREA IS CALCULATED FROM THE UNFINISHED WALL.
3. CARPET AREA INCLUDES TOILET LEDGE WALLS.
4. BALCONY AREA INCLUDES THE UP-STAND.
5. ANY VARIATIONS DUE TO FACADE DESIGN THAT DOES NOT AFFECT THE RERA CARPET AREA WILL NOT BE CAPTURED.

KEY PLAN:



2BHK

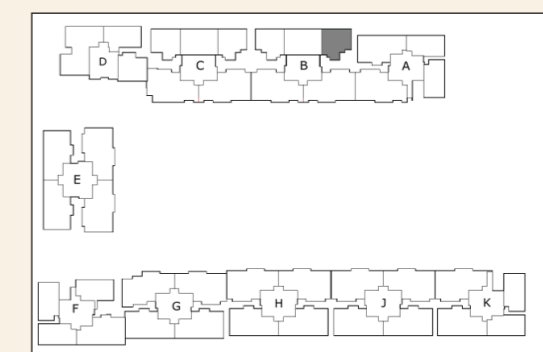
	SQM	SFT
CARPET AREA	67.31	724.56
BALCONY AREA	7.69	82.75
UTILITY AREA	3.41	36.66
SALEABLE AREA	113.69	1223.76



- B-0105
- B-0205
- B-0305
- B-0405
- B-0505
- B-0605
- B-0705
- B-0805
- B-0905
- B-1005
- B-1105
- B-1205
- B-1305

NOTE :

1. ALL DIMENSIONS MENTIONED ARE STRUCTURE TO STRUCTURE DIMENSIONS.
2. CARPET AREA IS CALCULATED FROM THE UNFINISHED WALL.
3. CARPET AREA INCLUDES TOILET LEDGE WALLS.
4. BALCONY AREA INCLUDES THE UP-STAND.
5. ANY VARIATIONS DUE TO FACADE DESIGN THAT DOES NOT AFFECT THE RERA CARPET AREA WILL NOT BE CAPTURED.



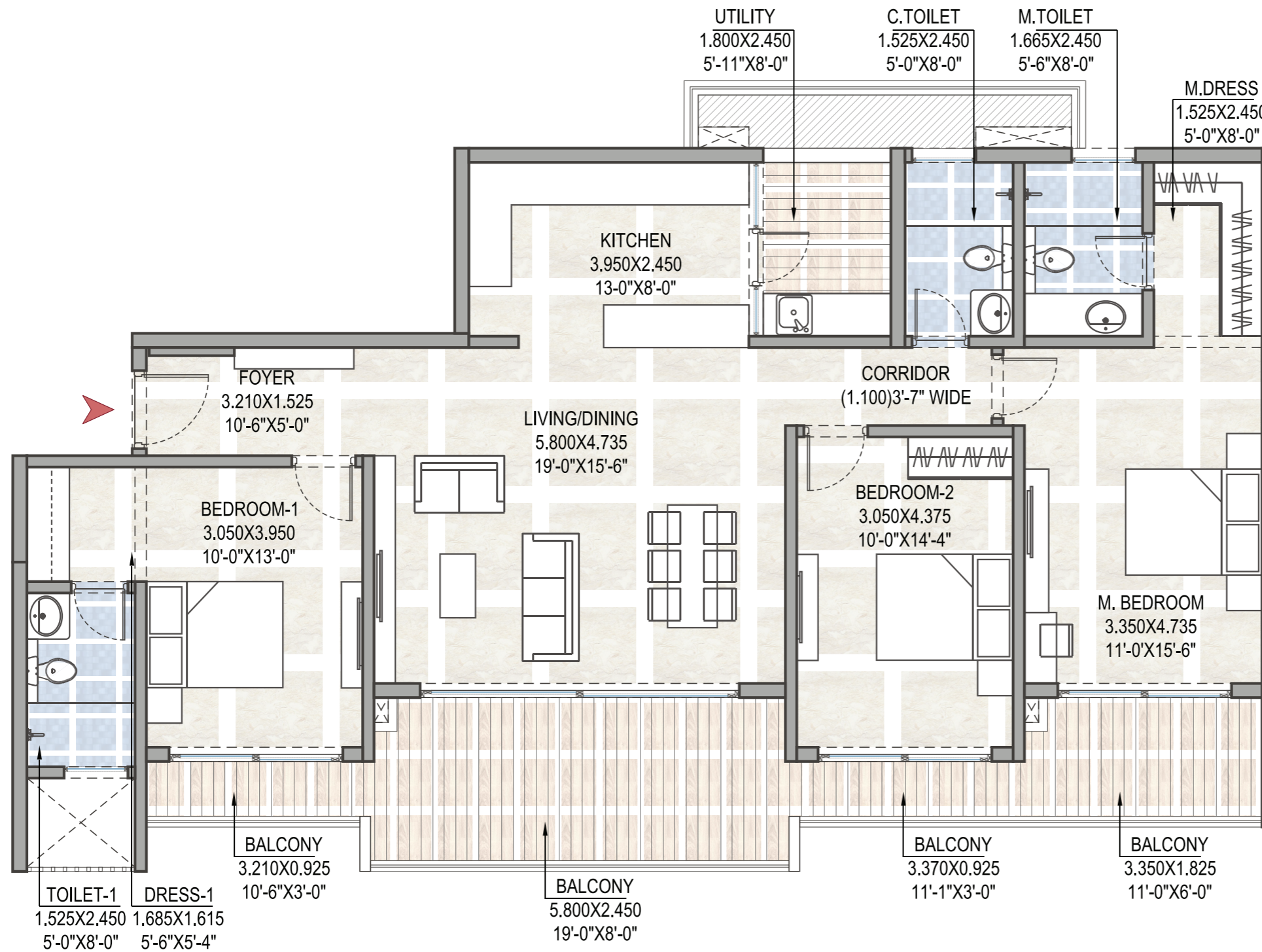
KEY PLAN:



TOWER - C

3BHK Luxe

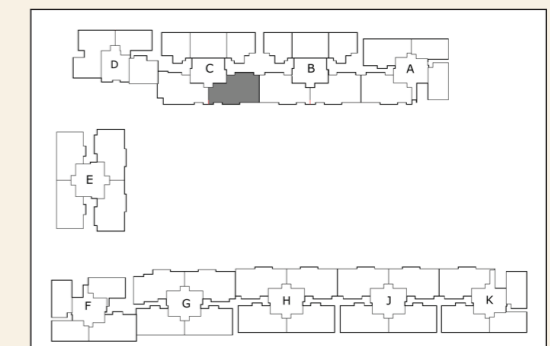
	SQM	SFT
CARPET AREA	111.99	1205.43
BALCONY AREA	26.66	286.99
UTILITY AREA	4.78	51.42
SALEABLE AREA	207.97	2238.57



- C-0101
- C-0201
- C-0301
- C-0401
- C-0501
- C-0601
- C-0701
- C-0801
- C-0901
- C-1001
- C-1101
- C-1201
- C-1301

NOTE :

1. ALL DIMENSIONS MENTIONED ARE STRUCTURE TO STRUCTURE DIMENSIONS.
2. CARPET AREA IS CALCULATED FROM THE UNFINISHED WALL.
3. CARPET AREA INCLUDES TOILET LEDGE WALLS.
4. BALCONY AREA INCLUDES THE UP-STAND.
5. ANY VARIATIONS DUE TO FACADE DESIGN THAT DOES NOT AFFECT THE RERA CARPET AREA WILL NOT BE CAPTURED.

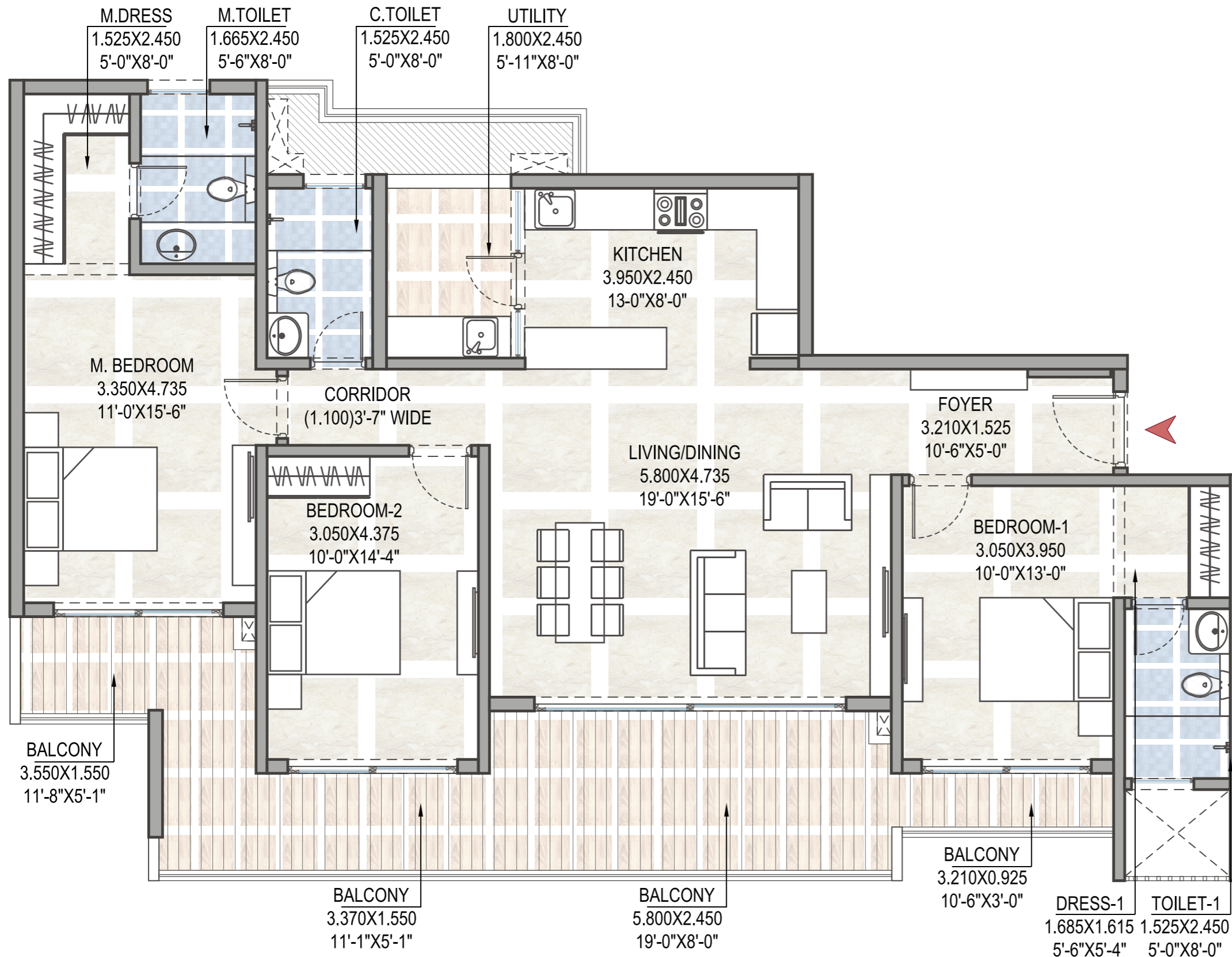


KEY PLAN:

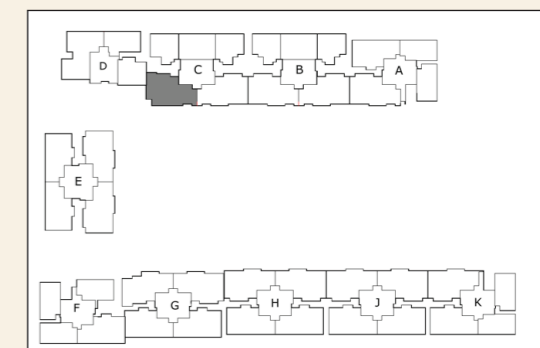


3BHK Luxe

	SQM	SFT
CARPET AREA	111.77	1203.10
BALCONY AREA	31.17	355.46
UTILITY AREA	4.78	51.42
SALEABLE AREA	214.18	2305.46



- C-0002
- C-0102
- C-0202
- C-0302
- C-0402
- C-0502
- C-0602
- C-0702
- C-0802
- C-0902
- C-1002
- C-1102
- C-1202
- C-1302



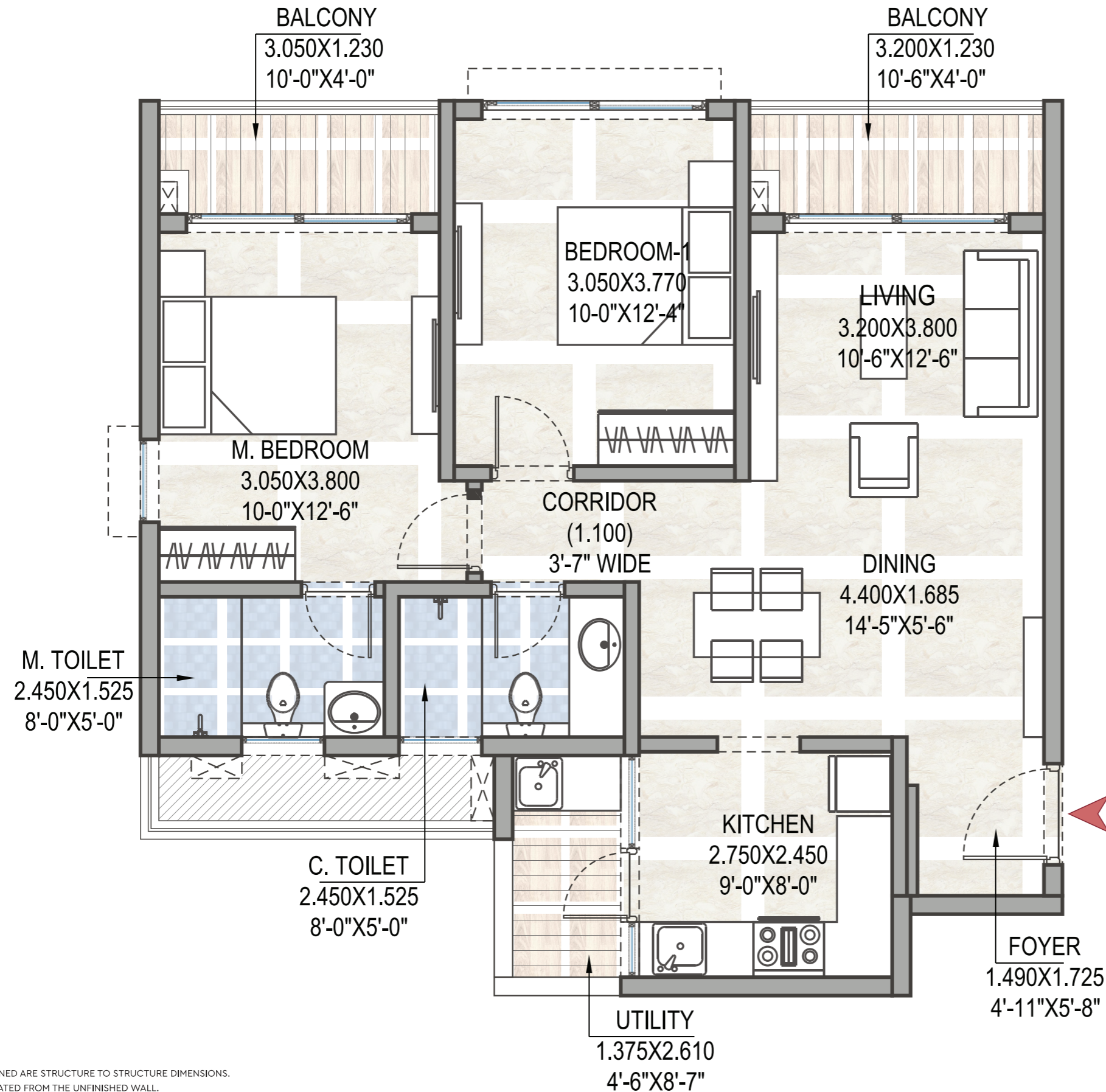
NOTE :

1. ALL DIMENSIONS MENTIONED ARE STRUCTURE TO STRUCTURE DIMENSIONS.
2. CARPET AREA IS CALCULATED FROM THE UNFINISHED WALL.
3. CARPET AREA INCLUDES TOILET LEDGE WALLS.
4. BALCONY AREA INCLUDES THE UP-STAND.
5. ANY VARIATIONS DUE TO FACADE DESIGN THAT DOES NOT AFFECT THE RERA CARPET AREA WILL NOT BE CAPTURED.



2BHK

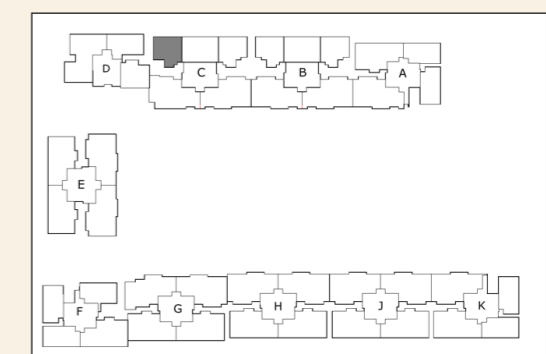
	SQM	SFT
CARPET AREA	67.31	724.56
BALCONY AREA	7.69	82.75
UTILITY AREA	3.41	36.66
SALEABLE AREA	113.69	1223.76



- C-0103
- C-0203
- C-0303
- C-0403
- C-0503
- C-0603
- C-0703
- C-0803
- C-0903
- C-1003
- C-1103
- C-1203
- C-1303

NOTE :

1. ALL DIMENSIONS MENTIONED ARE STRUCTURE TO STRUCTURE DIMENSIONS.
2. CARPET AREA IS CALCULATED FROM THE UNFINISHED WALL.
3. CARPET AREA INCLUDES TOILET LEDGE WALLS.
4. BALCONY AREA INCLUDES THE UP-STAND.
5. ANY VARIATIONS DUE TO FACADE DESIGN THAT DOES NOT AFFECT THE RERA CARPET AREA WILL NOT BE CAPTURED.

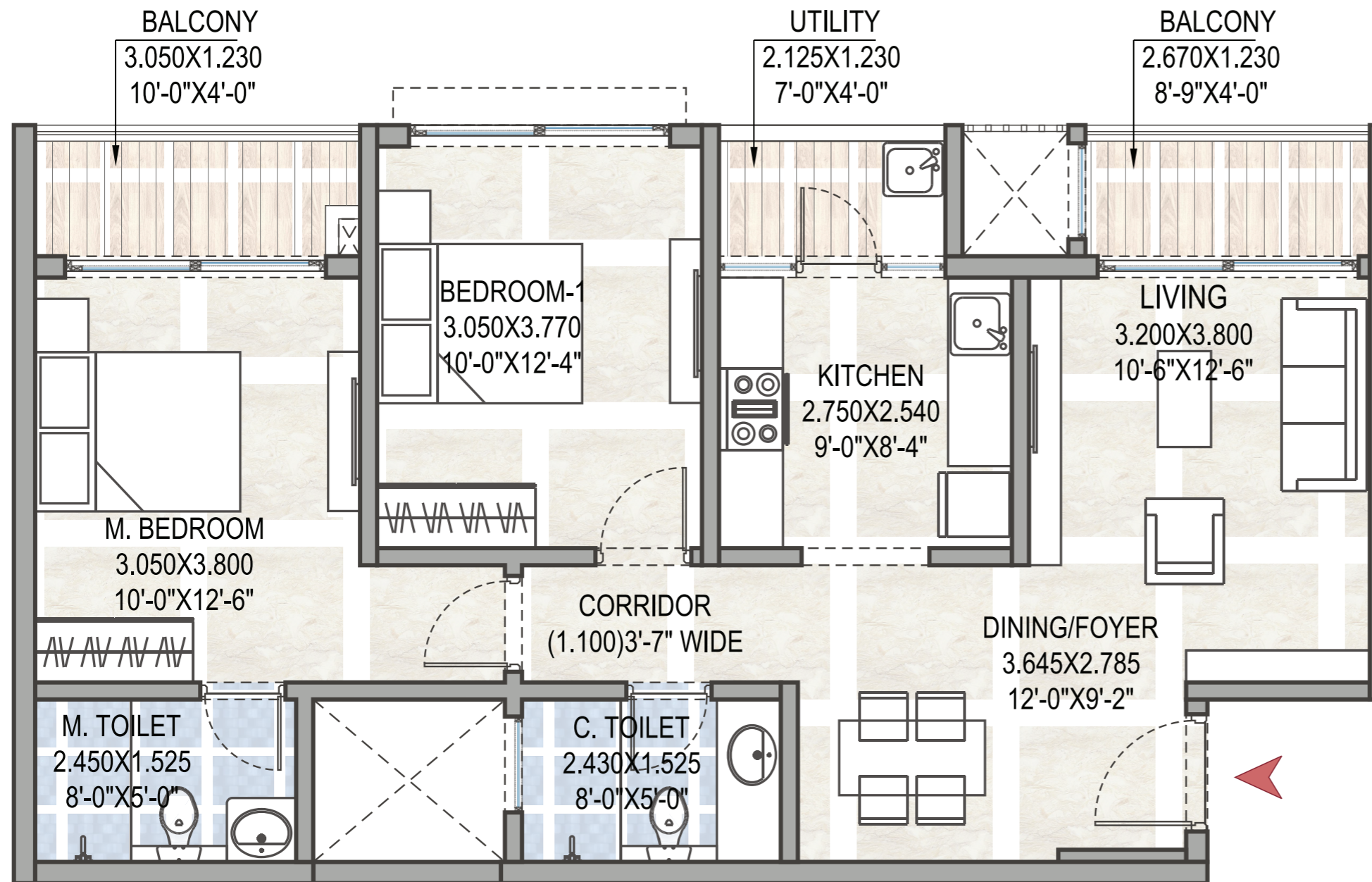


KEY PLAN:



2BHK

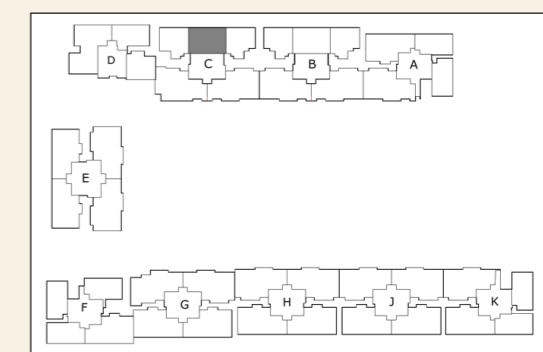
	SQM	SFT
CARPET AREA	66.81	719.17
BALCONY AREA	7.04	75.72
UTILITY AREA	2.61	28.13
SALEABLE AREA	110.87	1193.38



- C-0204
- C-0304
- C-0404
- C-0504
- C-0604
- C-0704
- C-0804
- C-0904
- C-1004
- C-1104
- C-1204
- C-1304

NOTE :

1. ALL DIMENSIONS MENTIONED ARE STRUCTURE TO STRUCTURE DIMENSIONS.
2. CARPET AREA IS CALCULATED FROM THE UNFINISHED WALL.
3. CARPET AREA INCLUDES TOILET LEDGE WALLS.
4. BALCONY AREA INCLUDES THE UP-STAND.
5. ANY VARIATIONS DUE TO FACADE DESIGN THAT DOES NOT AFFECT THE RERA CARPET AREA WILL NOT BE CAPTURED.

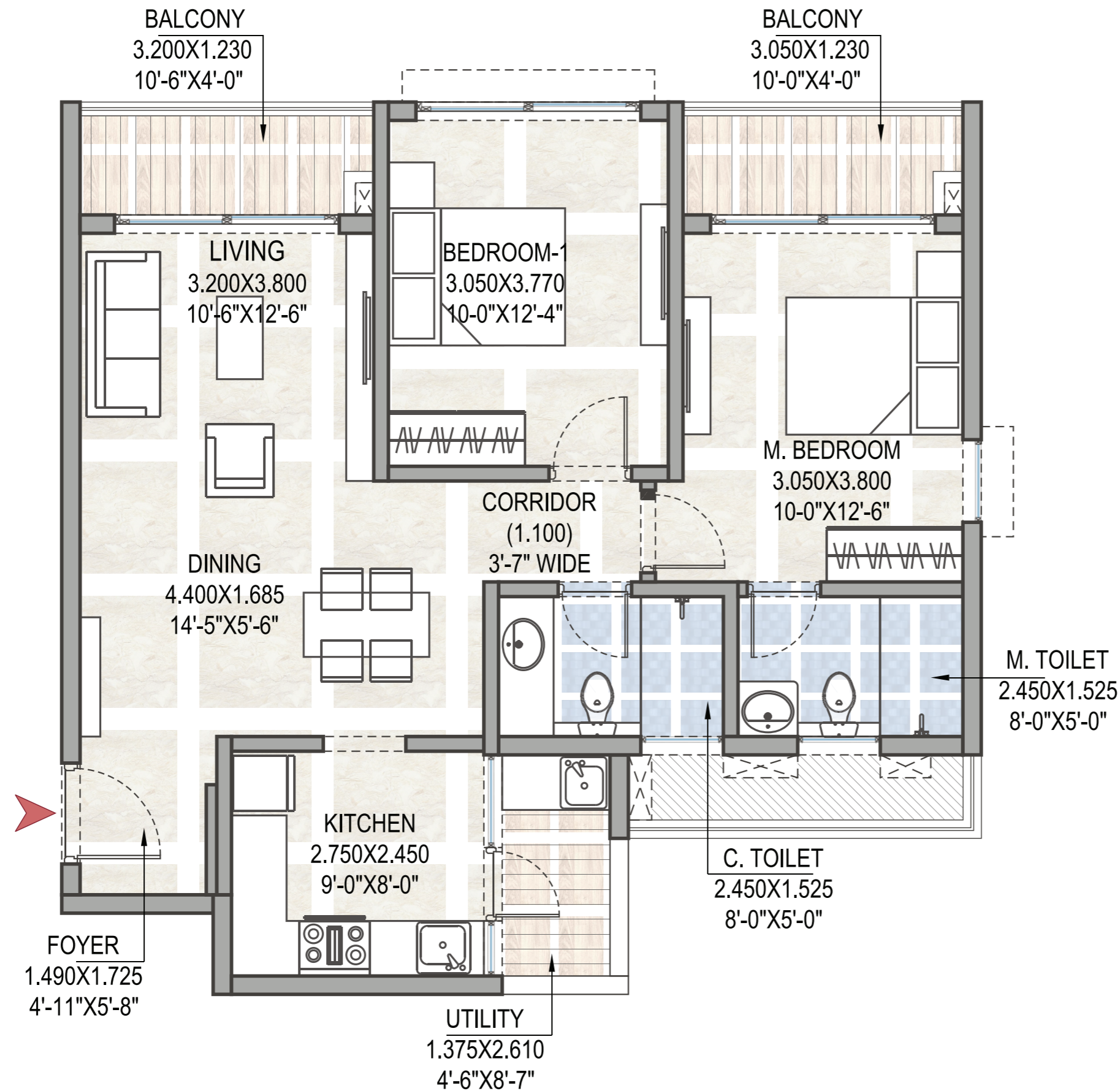


KEY PLAN:



2BHK

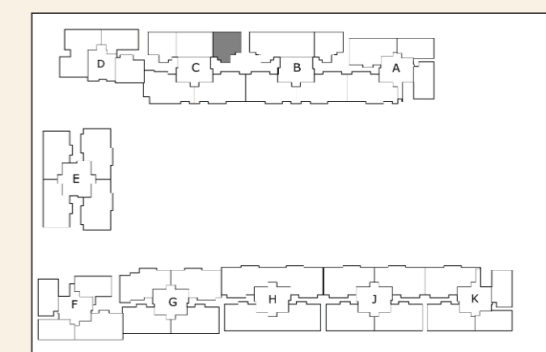
	SQM	SFT
CARPET AREA	67.31	724.56
BALCONY AREA	7.69	82.75
UTILITY AREA	3.41	36.66
SALEABLE AREA	113.69	1223.76



- C-0105
- C-0205
- C-0305
- C-0405
- C-0505
- C-0605
- C-0705
- C-0805
- C-0905
- C-1005
- C-1105
- C-1205
- C-1305

NOTE :

1. ALL DIMENSIONS MENTIONED ARE STRUCTURE TO STRUCTURE DIMENSIONS.
2. CARPET AREA IS CALCULATED FROM THE UNFINISHED WALL.
3. CARPET AREA INCLUDES TOILET LEDGE WALLS.
4. BALCONY AREA INCLUDES THE UP-STAND.
5. ANY VARIATIONS DUE TO FACADE DESIGN THAT DOES NOT AFFECT THE RERA CARPET AREA WILL NOT BE CAPTURED.



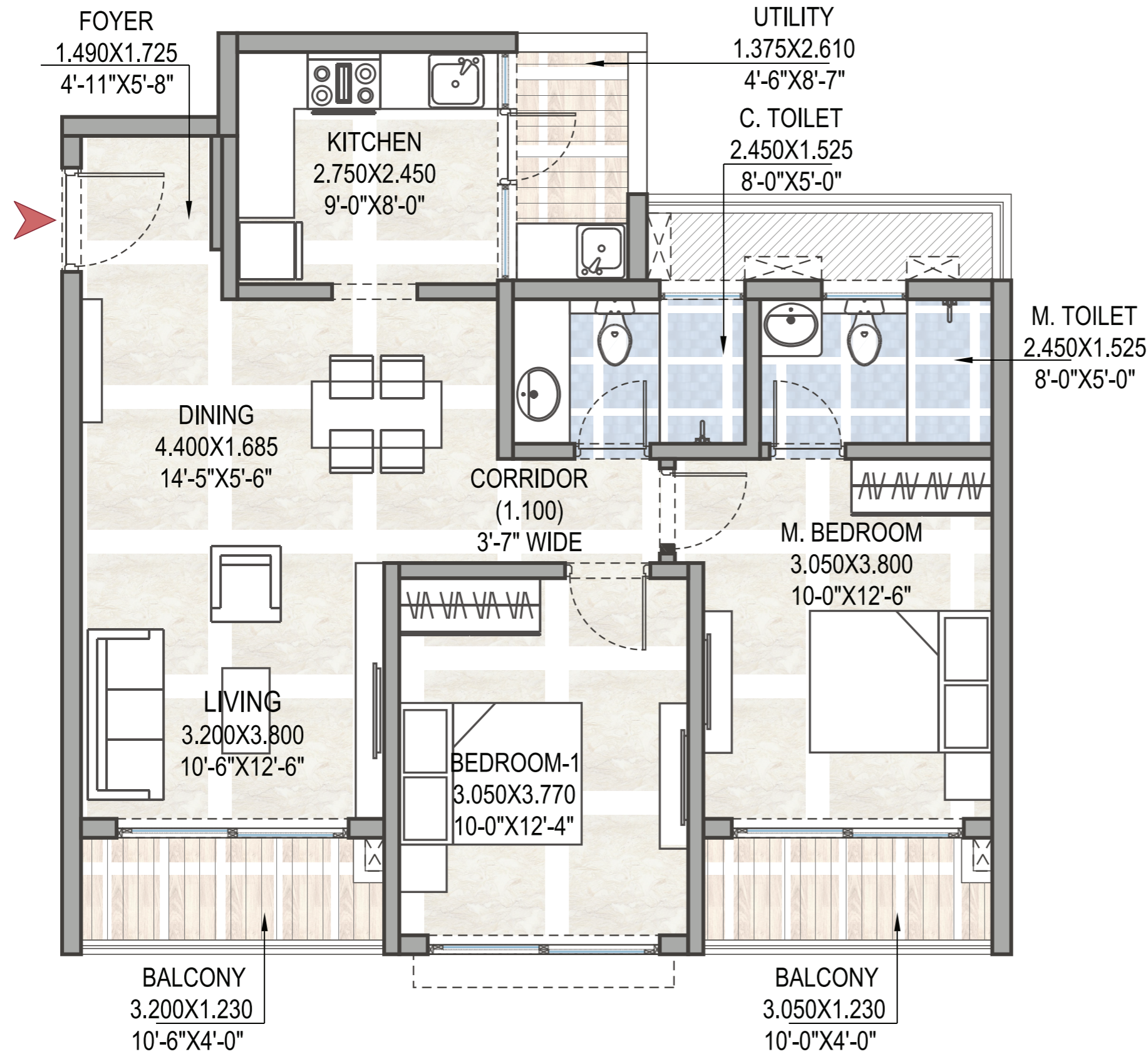
KEY PLAN:



TOWER - D

2BHK

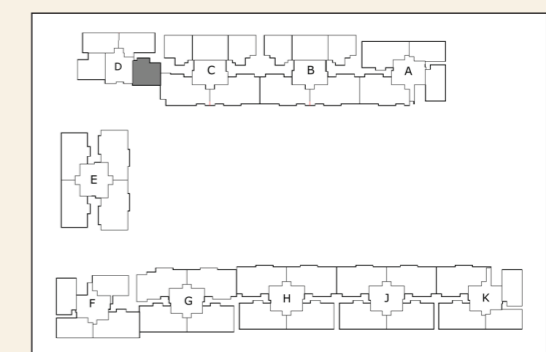
	SQM	SFT
CARPET AREA	67.31	724.56
BALCONY AREA	7.69	82.75
UTILITY AREA	3.41	36.66
SALEABLE AREA	113.69	1223.76



- D-0001
- D-0101
- D-0201
- D-0301
- D-0401
- D-0501
- D-0601
- D-0701
- D-0801
- D-0901
- D-1001
- D-1101
- D-1201
- D-1301

NOTE :

1. ALL DIMENSIONS MENTIONED ARE STRUCTURE TO STRUCTURE DIMENSIONS.
2. CARPET AREA IS CALCULATED FROM THE UNFINISHED WALL.
3. CARPET AREA INCLUDES TOILET LEDGE WALLS.
4. BALCONY AREA INCLUDES THE UP-STAND.
5. ANY VARIATIONS DUE TO FACADE DESIGN THAT DOES NOT AFFECT THE RERA CARPET AREA WILL NOT BE CAPTURED.



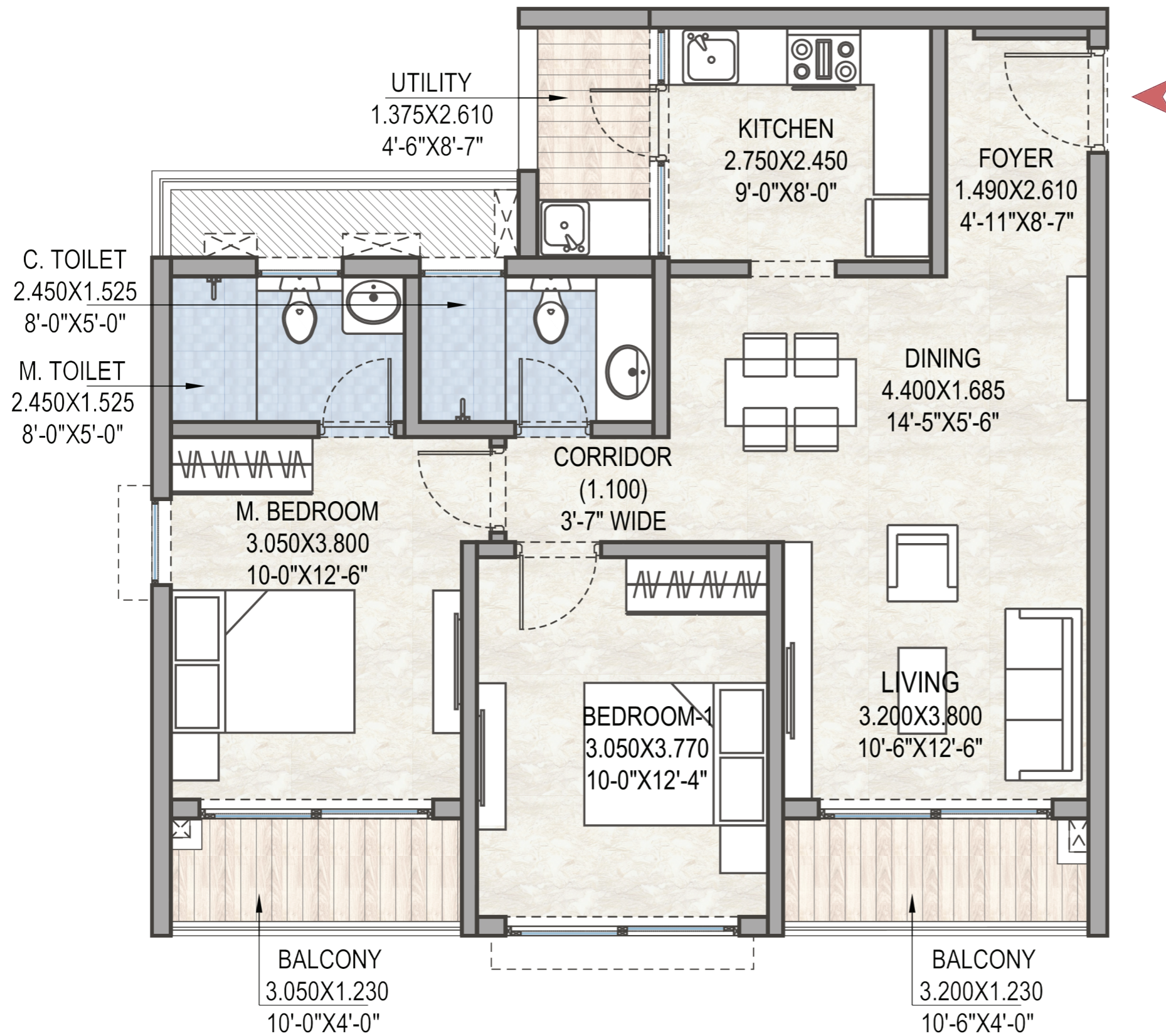
KEY PLAN:



2BHK

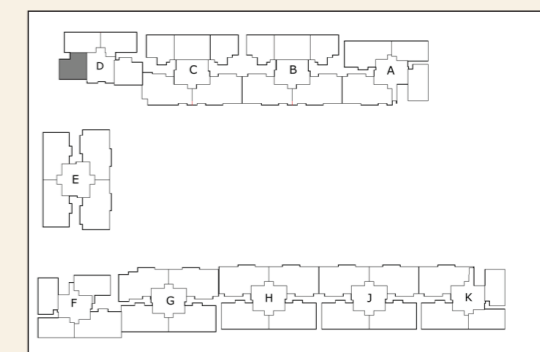
	SQM	SFT
CARPET AREA	68.77	740.25
BALCONY AREA	7.69	82.75
UTILITY AREA	3.13	33.71
SALEABLE AREA	115.41	1242.24

- D-0002
- D-0102
- D-0202
- D-0302
- D-0402
- D-0502
- D-0602
- D-0702
- D-0802
- D-0902
- D-1002
- D-1102
- D-1202
- D-1302



NOTE :

1. ALL DIMENSIONS MENTIONED ARE STRUCTURE TO STRUCTURE DIMENSIONS.
2. CARPET AREA IS CALCULATED FROM THE UNFINISHED WALL.
3. CARPET AREA INCLUDES TOILET LEDGE WALLS.
4. BALCONY AREA INCLUDES THE UP-STAND.
5. ANY VARIATIONS DUE TO FACADE DESIGN THAT DOES NOT AFFECT THE RERA CARPET AREA WILL NOT BE CAPTURED.

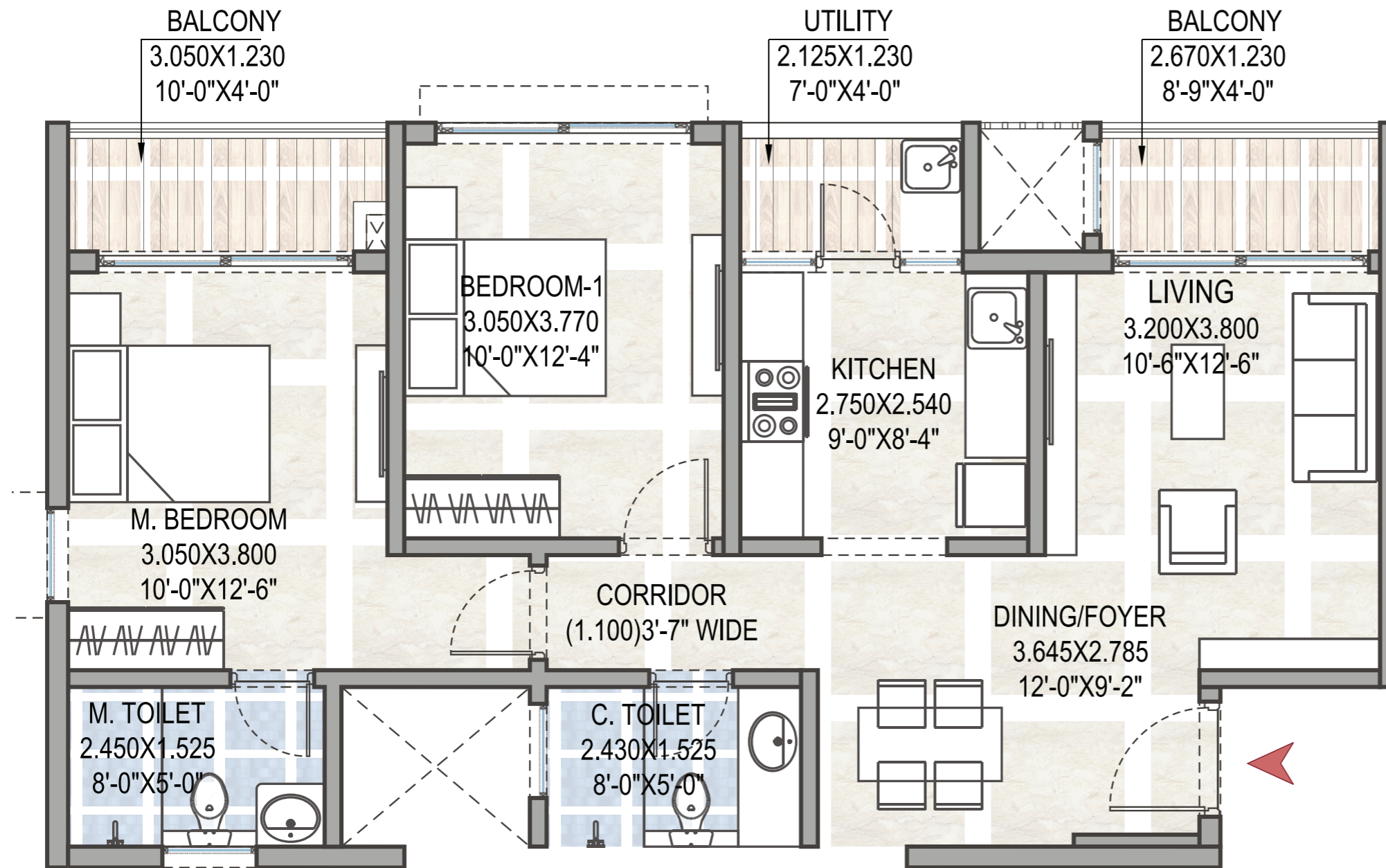


KEY PLAN:



2BHK

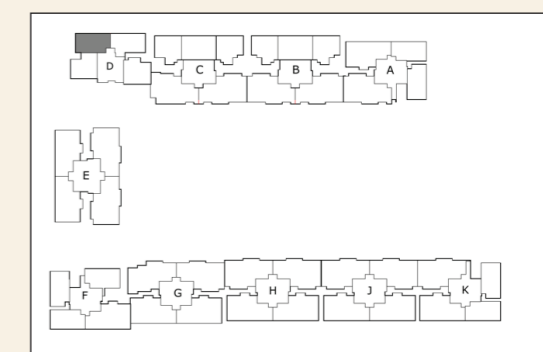
	SQM	SFT
CARPET AREA	66.81	719.17
BALCONY AREA	7.04	75.72
UTILITY AREA	2.61	28.13
SALEABLE AREA	110.87	1193.38



- D-0203
- D-0303
- D-0403
- D-0503
- D-0603
- D-0703
- D-0803
- D-0903
- D-1003
- D-1103
- D-1203
- D-1303

NOTE :

1. ALL DIMENSIONS MENTIONED ARE STRUCTURE TO STRUCTURE DIMENSIONS.
2. CARPET AREA IS CALCULATED FROM THE UNFINISHED WALL.
3. CARPET AREA INCLUDES TOILET LEDGE WALLS.
4. BALCONY AREA INCLUDES THE UP-STAND.
5. ANY VARIATIONS DUE TO FACADE DESIGN THAT DOES NOT AFFECT THE RERA CARPET AREA WILL NOT BE CAPTURED.

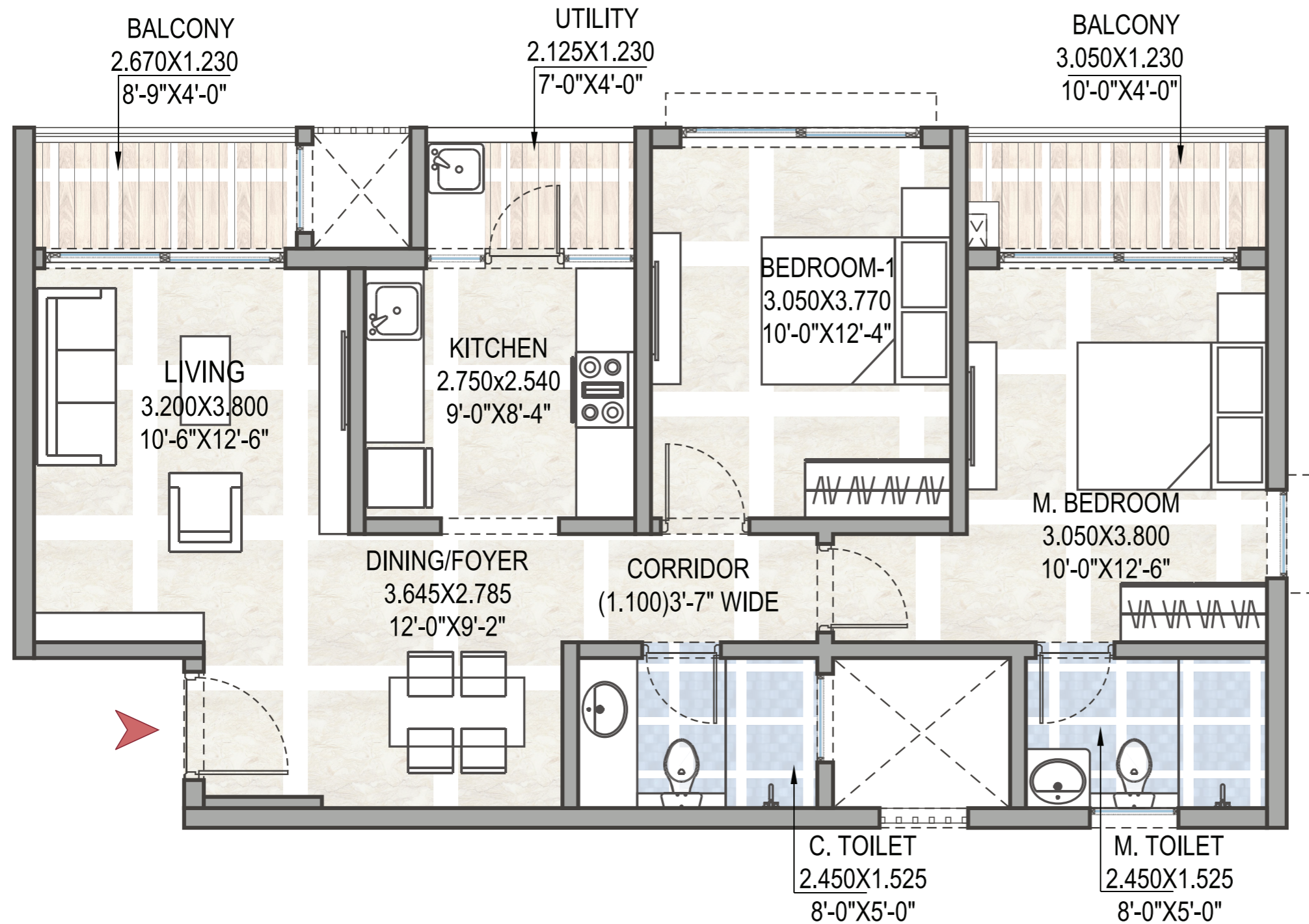


KEY PLAN:



2BHK

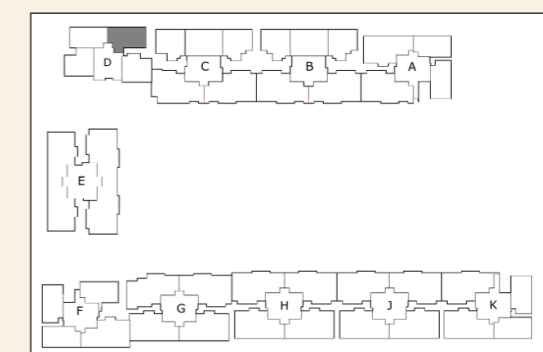
	SQM	SFT
CARPET AREA	66.81	719.17
BALCONY AREA	7.04	75.72
UTILITY AREA	2.61	28.13
SALEABLE AREA	110.87	1193.38



- D-0104
- D-0204
- D-0304
- D-0404
- D-0504
- D-0604
- D-0704
- D-0804
- D-0904
- D-1004
- D-1104
- D-1204
- D-1304

NOTE :

1. ALL DIMENSIONS MENTIONED ARE STRUCTURE TO STRUCTURE DIMENSIONS.
2. CARPET AREA IS CALCULATED FROM THE UNFINISHED WALL.
3. CARPET AREA INCLUDES TOILET LEDGE WALLS.
4. BALCONY AREA INCLUDES THE UP-STAND.
5. ANY VARIATIONS DUE TO FACADE DESIGN THAT DOES NOT AFFECT THE RERA CARPET AREA WILL NOT BE CAPTURED.



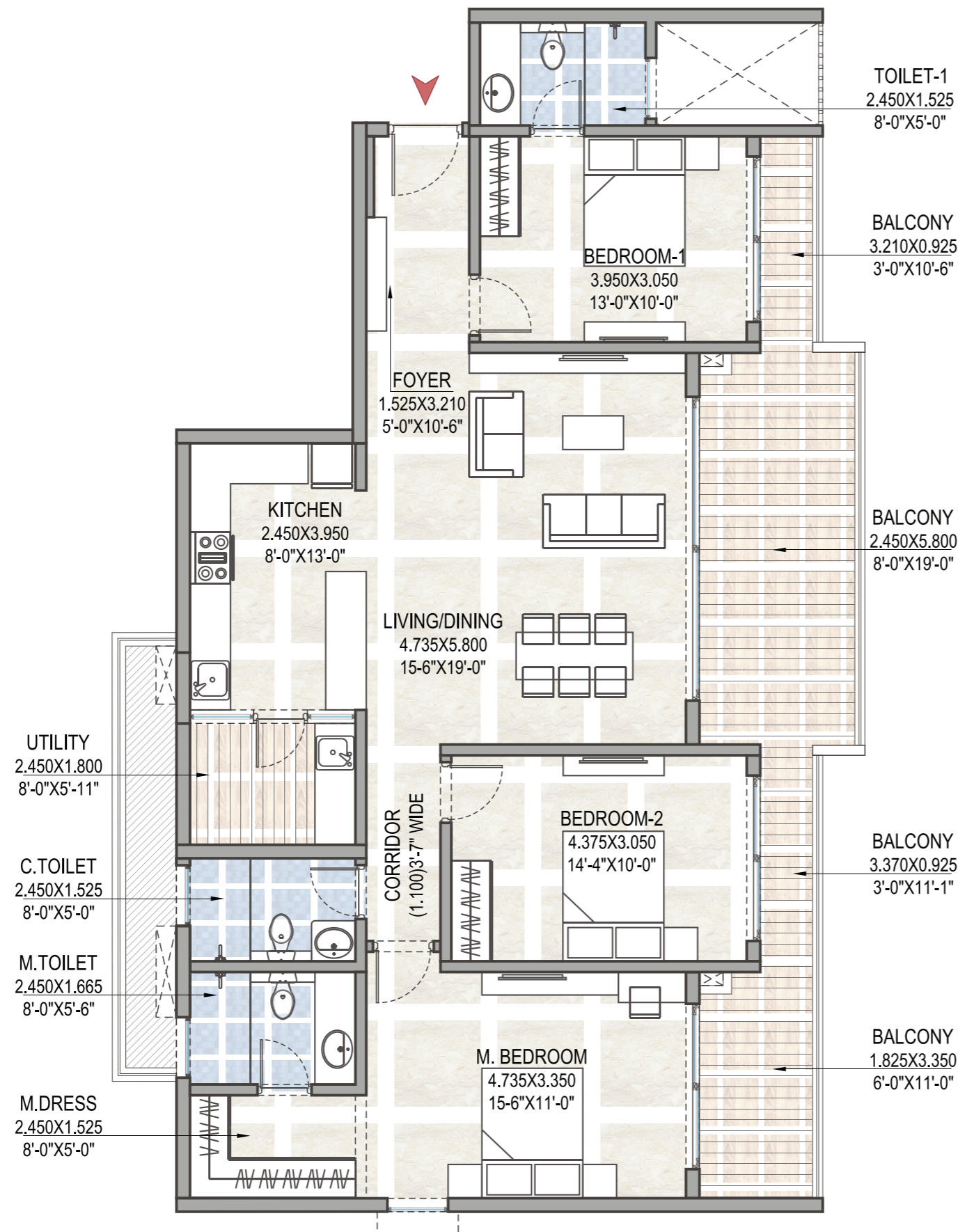
KEY PLAN:



TOWER - E

3BHK Luxe

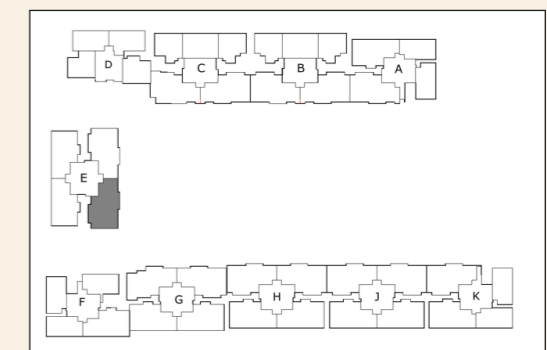
	SQM	SFT
CARPET AREA	109.04	1173.66
BALCONY AREA	26.60	286.29
UTILITY AREA	4.77	51.33
SALEABLE AREA	203.58	2191.36



- E-0001
- E-0101
- E-0201
- E-0301
- E-0401
- E-0501
- E-0601
- E-0701
- E-0801
- E-0901
- E-1001
- E-1101
- E-1201
- E-1301
- E-1401

NOTE :

1. ALL DIMENSIONS MENTIONED ARE STRUCTURE TO STRUCTURE DIMENSIONS.
2. CARPET AREA IS CALCULATED FROM THE UNFINISHED WALL.
3. CARPET AREA INCLUDES TOILET LEDGE WALLS.
4. BALCONY AREA INCLUDES THE UP-STAND.
5. ANY VARIATIONS DUE TO FACADE DESIGN THAT DOES NOT AFFECT THE RERA CARPET AREA WILL NOT BE CAPTURED.

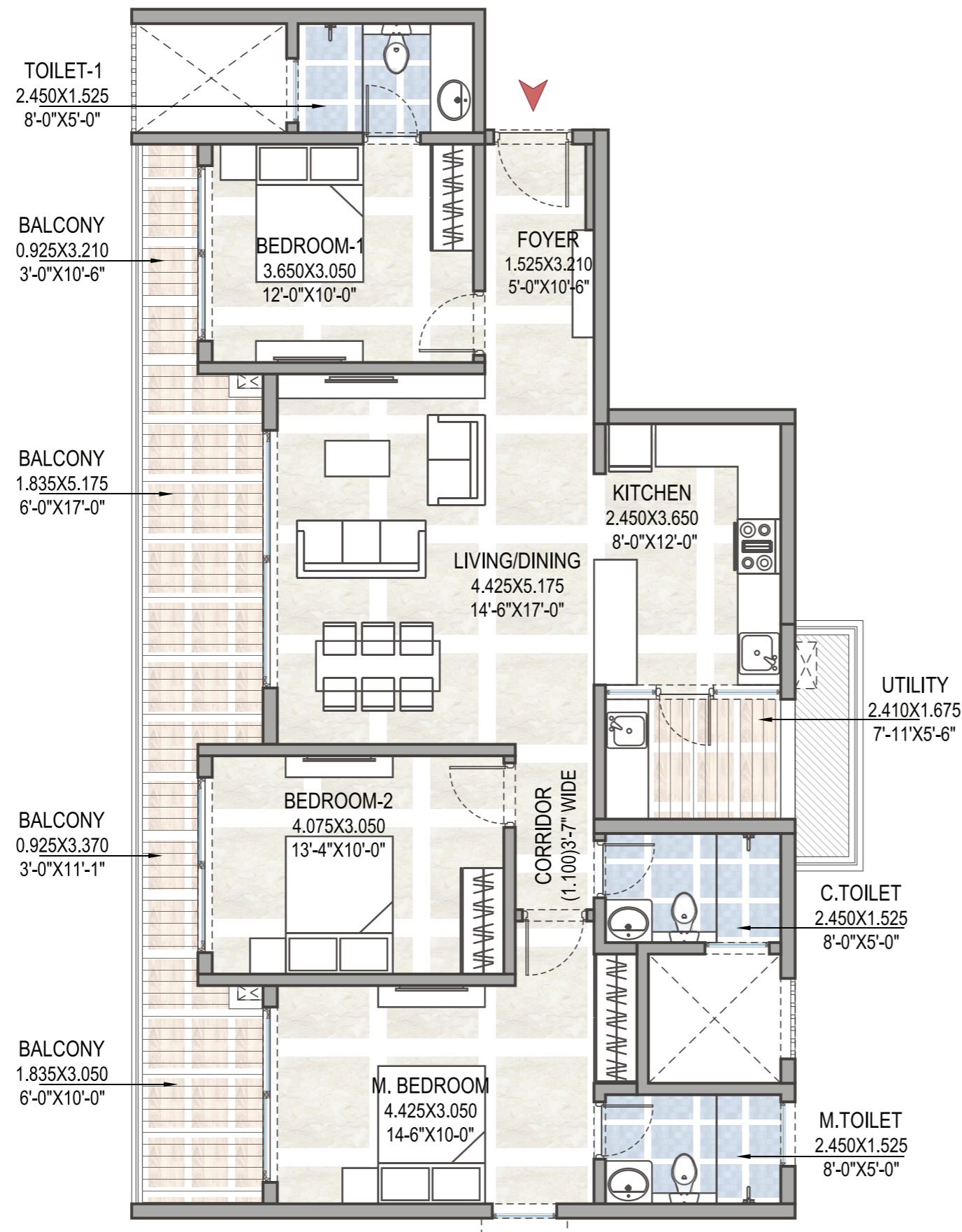


KEY PLAN:



3BHK Premium

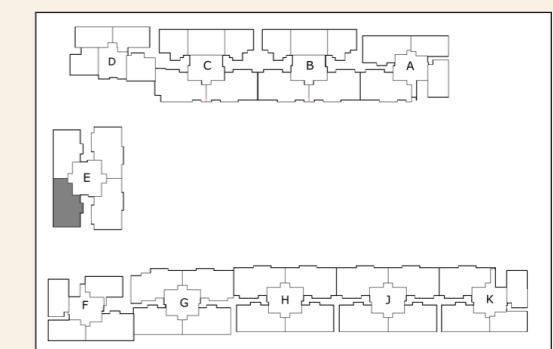
	SQM	SFT
CARPET AREA	95.34	1026.26
BALCONY AREA	21.18	227.96
UTILITY AREA	4.44	47.77
SALEABLE AREA	175.39	1887.88



- E-0102
- E-0202
- E-0302
- E-0402
- E-0502
- E-0602
- E-0702
- E-0802
- E-0902
- E-1002
- E-1102
- E-1202
- E-1302
- E-1402

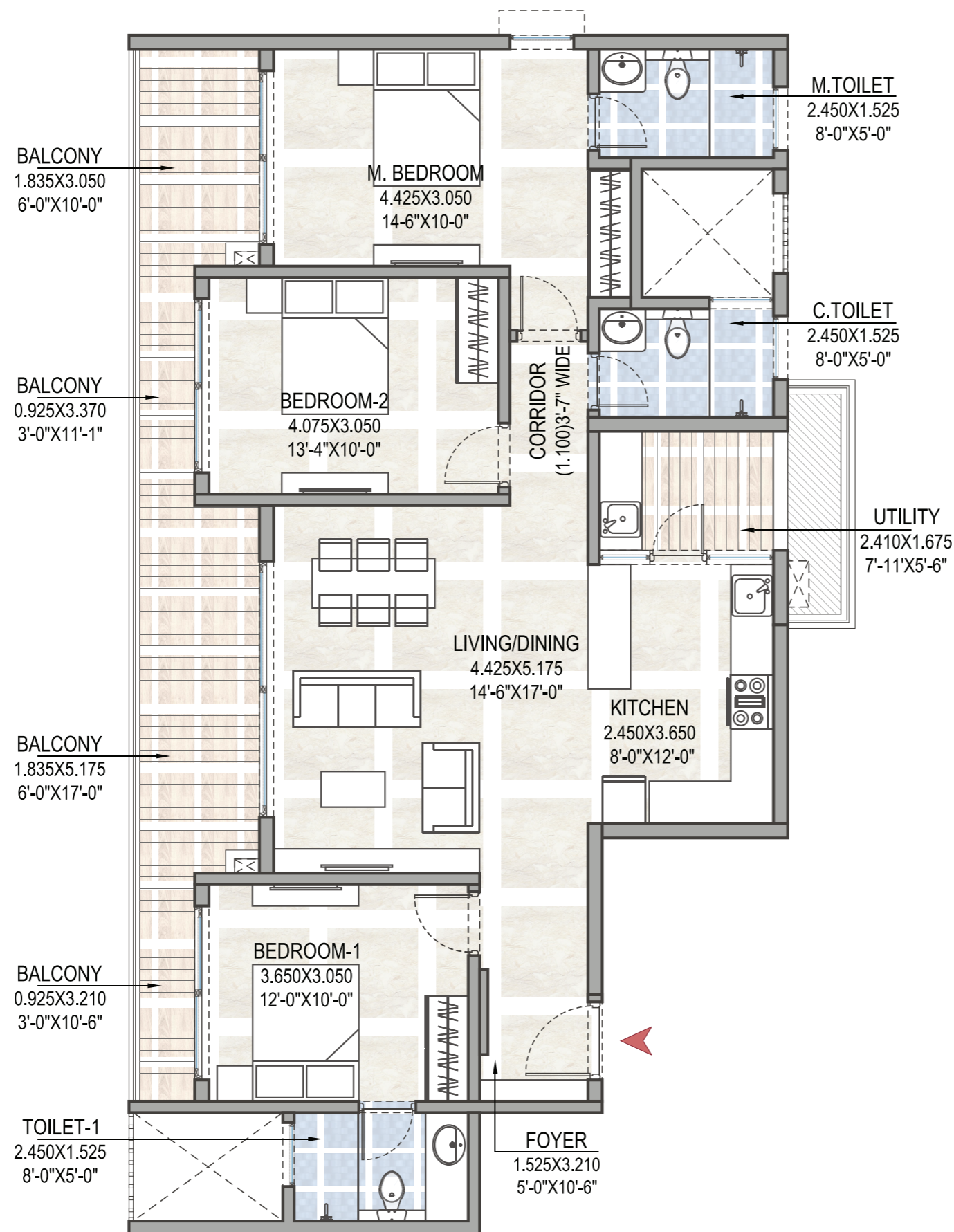
NOTE :

1. ALL DIMENSIONS MENTIONED ARE STRUCTURE TO STRUCTURE DIMENSIONS.
2. CARPET AREA IS CALCULATED FROM THE UNFINISHED WALL.
3. CARPET AREA INCLUDES TOILET LEDGE WALLS.
4. BALCONY AREA INCLUDES THE UP-STAND.
5. ANY VARIATIONS DUE TO FACADE DESIGN THAT DOES NOT AFFECT THE RERA CARPET AREA WILL NOT BE CAPTURED.



3BHK Premium

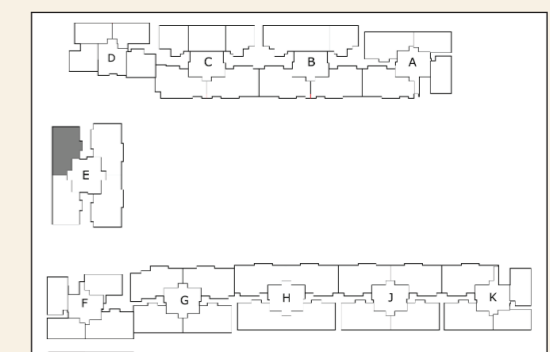
	SQM	SFT
CARPET AREA	95.34	1026.26
BALCONY AREA	21.18	227.96
UTILITY AREA	4.44	47.77
SALEABLE AREA	175.39	1887.88



- E-0203
- E-0303
- E-0403
- E-0503
- E-0603
- E-0703
- E-0803
- E-0903
- E-1003
- E-1103
- E-1203
- E-1303
- E-1403

NOTE :

1. ALL DIMENSIONS MENTIONED ARE STRUCTURE TO STRUCTURE DIMENSIONS.
2. CARPET AREA IS CALCULATED FROM THE UNFINISHED WALL.
3. CARPET AREA INCLUDES TOILET LEDGE WALLS.
4. BALCONY AREA INCLUDES THE UP-STAND.
5. ANY VARIATIONS DUE TO FACADE DESIGN THAT DOES NOT AFFECT THE RERA CARPET AREA WILL NOT BE CAPTURED.



KEY PLAN:

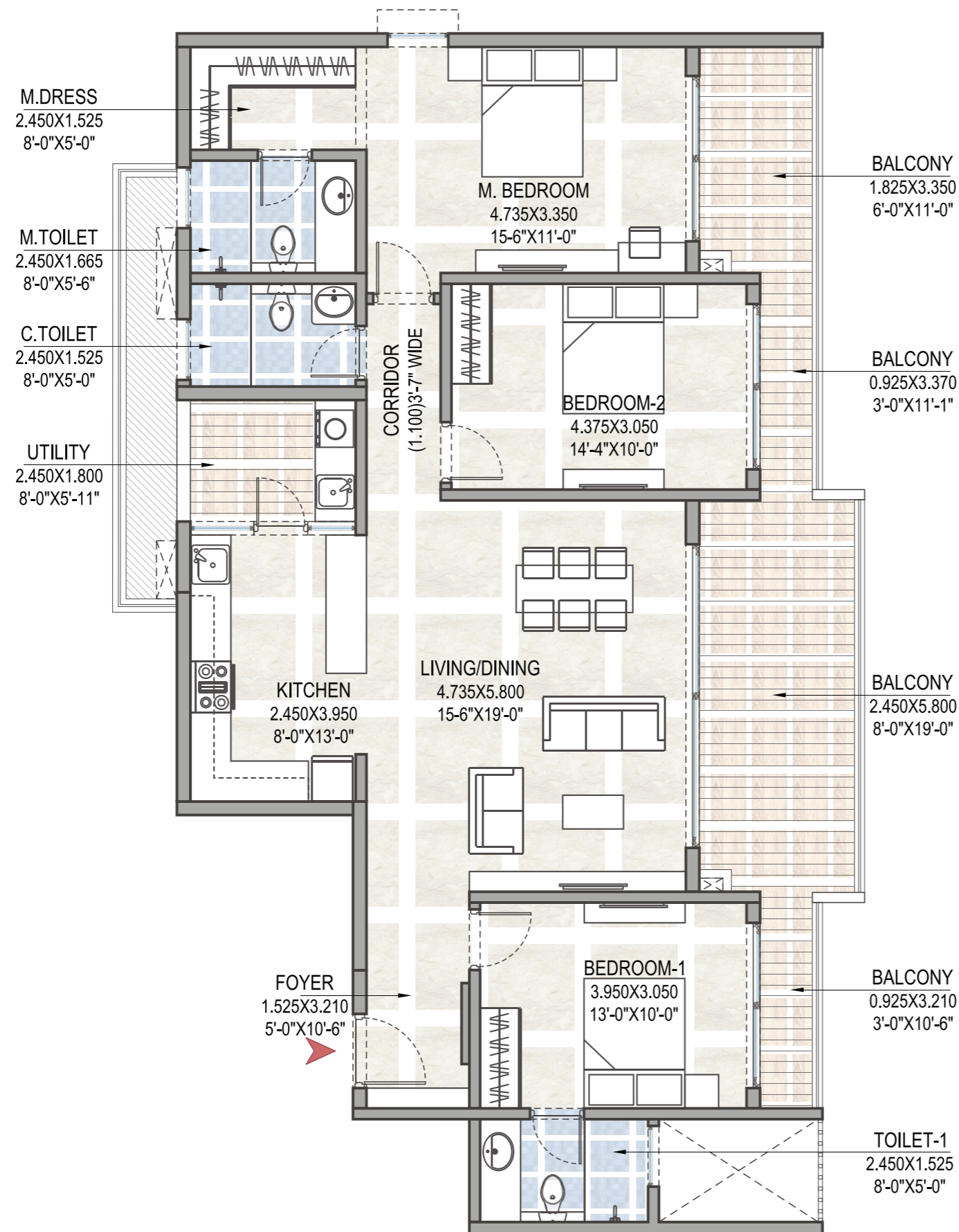


GODREJ WOODS

THANISANDRA, BENGALURU

3BHK Luxe

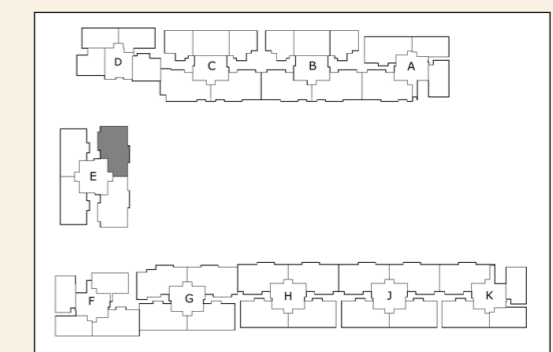
	SQM	SFT
CARPET AREA	109.04	1173.66
BALCONY AREA	26.60	286.29
UTILITY AREA	4.77	51.33
SALEABLE AREA	203.58	2191.36



- E-0004
- E-0104
- E-0204
- E-0304
- E-0404
- E-0504
- E-0604
- E-0704
- E-0804
- E-0904
- E-1004
- E-1104
- E-1204
- E-1304
- E-1404

NOTE :

1. ALL DIMENSIONS MENTIONED ARE STRUCTURE TO STRUCTURE DIMENSIONS.
2. CARPET AREA IS CALCULATED FROM THE UNFINISHED WALL.
3. CARPET AREA INCLUDES TOILET LEDGE WALLS.
4. BALCONY AREA INCLUDES THE UP-STAND.
5. ANY VARIATIONS DUE TO FACADE DESIGN THAT DOES NOT AFFECT THE RERA CARPET AREA WILL NOT BE CAPTURED.



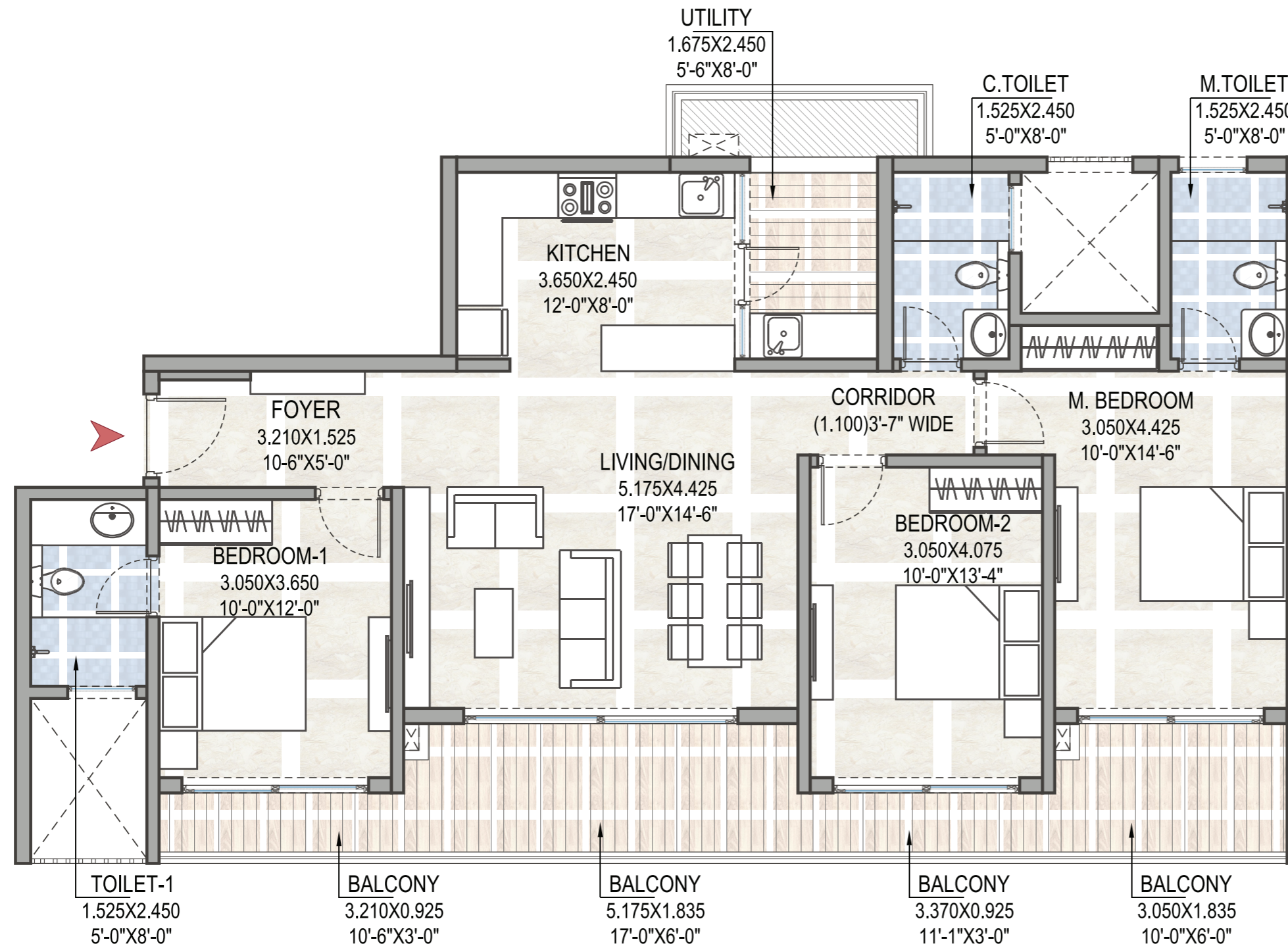
KEY PLAN:



TOWER - F

3BHK Premium

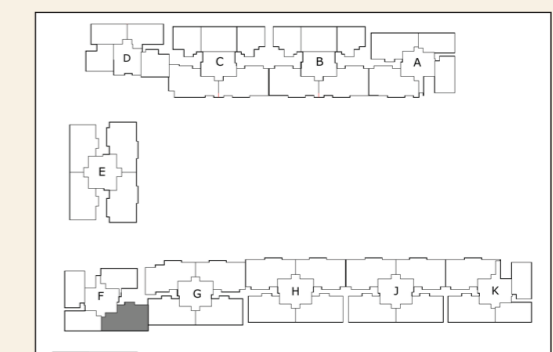
	SQM	SFT
CARPET AREA	95.34	1026.26
BALCONY AREA	21.18	227.96
UTILITY AREA	4.44	47.77
SALEABLE AREA	175.39	1887.88



- E-0201
- E-0301
- E-0401
- E-0501
- E-0601
- E-0701
- E-0801
- E-0901
- E-1001
- E-1101
- E-1201
- E-1301

NOTE :

1. ALL DIMENSIONS MENTIONED ARE STRUCTURE TO STRUCTURE DIMENSIONS.
2. CARPET AREA IS CALCULATED FROM THE UNFINISHED WALL.
3. CARPET AREA INCLUDES TOILET LEDGE WALLS.
4. BALCONY AREA INCLUDES THE UP-STAND.
5. ANY VARIATIONS DUE TO FACADE DESIGN THAT DOES NOT AFFECT THE RERA CARPET AREA WILL NOT BE CAPTURED.

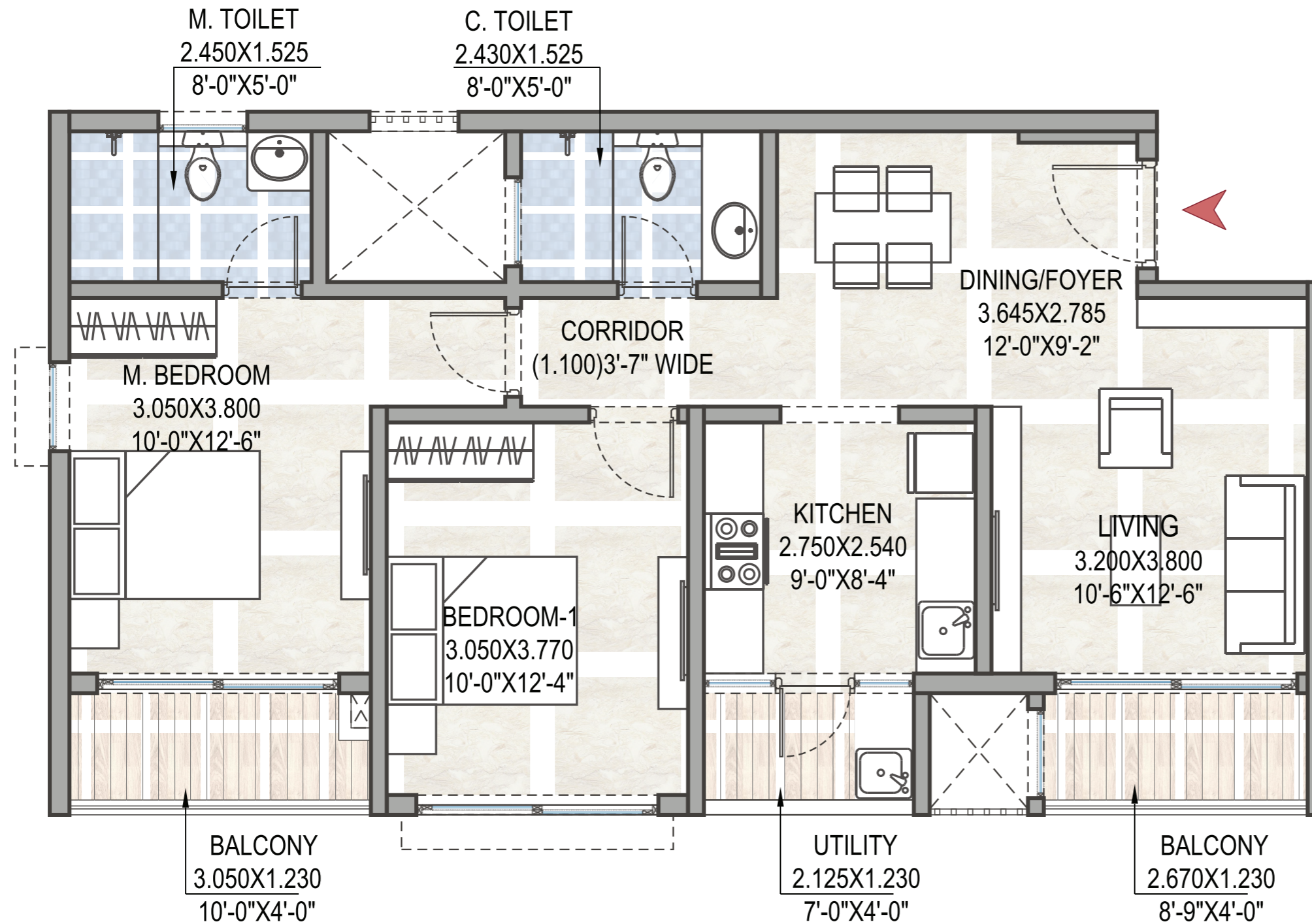


KEY PLAN:



2BHK

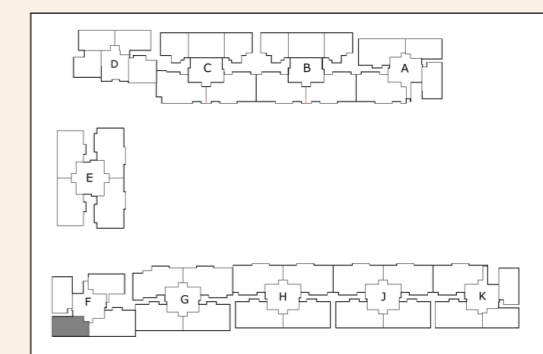
	SQM	SFT
CARPET AREA	66.81	719.17
BALCONY AREA	7.04	75.72
UTILITY AREA	2.61	28.13
SALEABLE AREA	110.87	1193.38



- F-0102
- F-0202
- F-0302
- F-0402
- F-0502
- F-0602
- F-0702
- F-0802
- F-0902
- F-1002
- F-1102
- F-1202
- F-1302

NOTE :

1. ALL DIMENSIONS MENTIONED ARE STRUCTURE TO STRUCTURE DIMENSIONS.
2. CARPET AREA IS CALCULATED FROM THE UNFINISHED WALL.
3. CARPET AREA INCLUDES TOILET LEDGE WALLS.
4. BALCONY AREA INCLUDES THE UP-STAND.
5. ANY VARIATIONS DUE TO FACADE DESIGN THAT DOES NOT AFFECT THE RERA CARPET AREA WILL NOT BE CAPTURED.

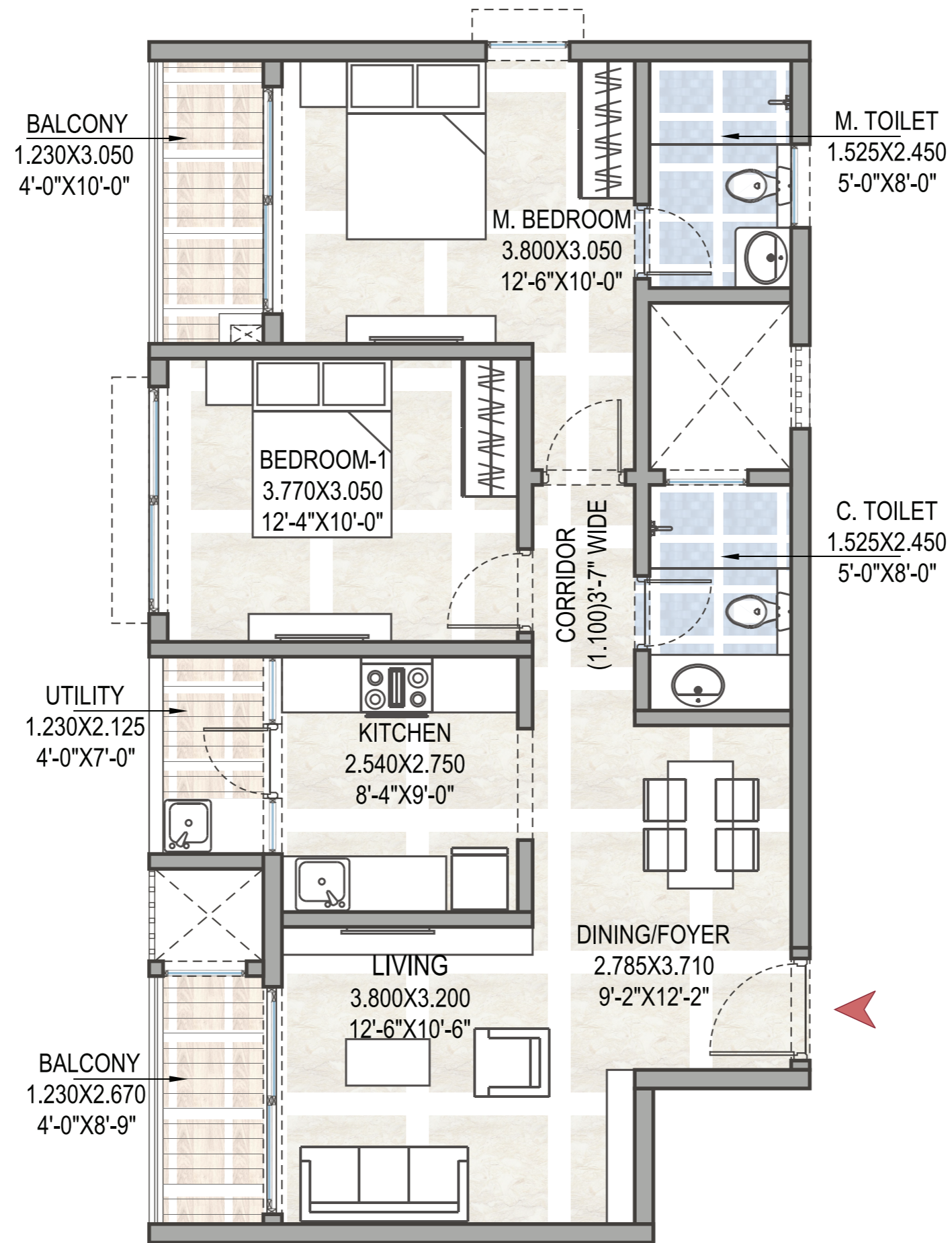


KEY PLAN:



2BHK

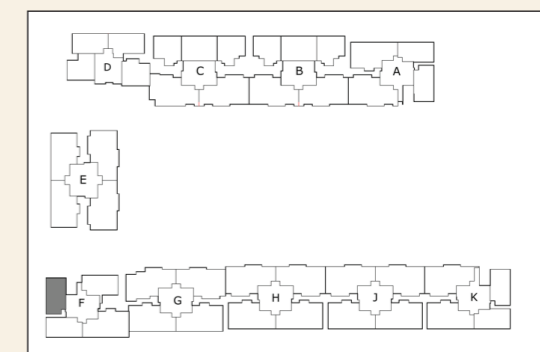
	SQM	SFT
CARPET AREA	66.90	720.07
BALCONY AREA	7.04	75.72
UTILITY AREA	2.61	28.13
SALEABLE AREA	110.99	1194.69



- F-0003
- F-0103
- F-0203
- F-0303
- F-0403
- F-0503
- F-0603
- F-0703
- F-0803
- F-0903
- F-1003
- F-1103
- F-1203
- F-1303

NOTE :

1. ALL DIMENSIONS MENTIONED ARE STRUCTURE TO STRUCTURE DIMENSIONS.
2. CARPET AREA IS CALCULATED FROM THE UNFINISHED WALL.
3. CARPET AREA INCLUDES TOILET LEDGE WALLS.
4. BALCONY AREA INCLUDES THE UP-STAND.
5. ANY VARIATIONS DUE TO FACADE DESIGN THAT DOES NOT AFFECT THE RERA CARPET AREA WILL NOT BE CAPTURED.

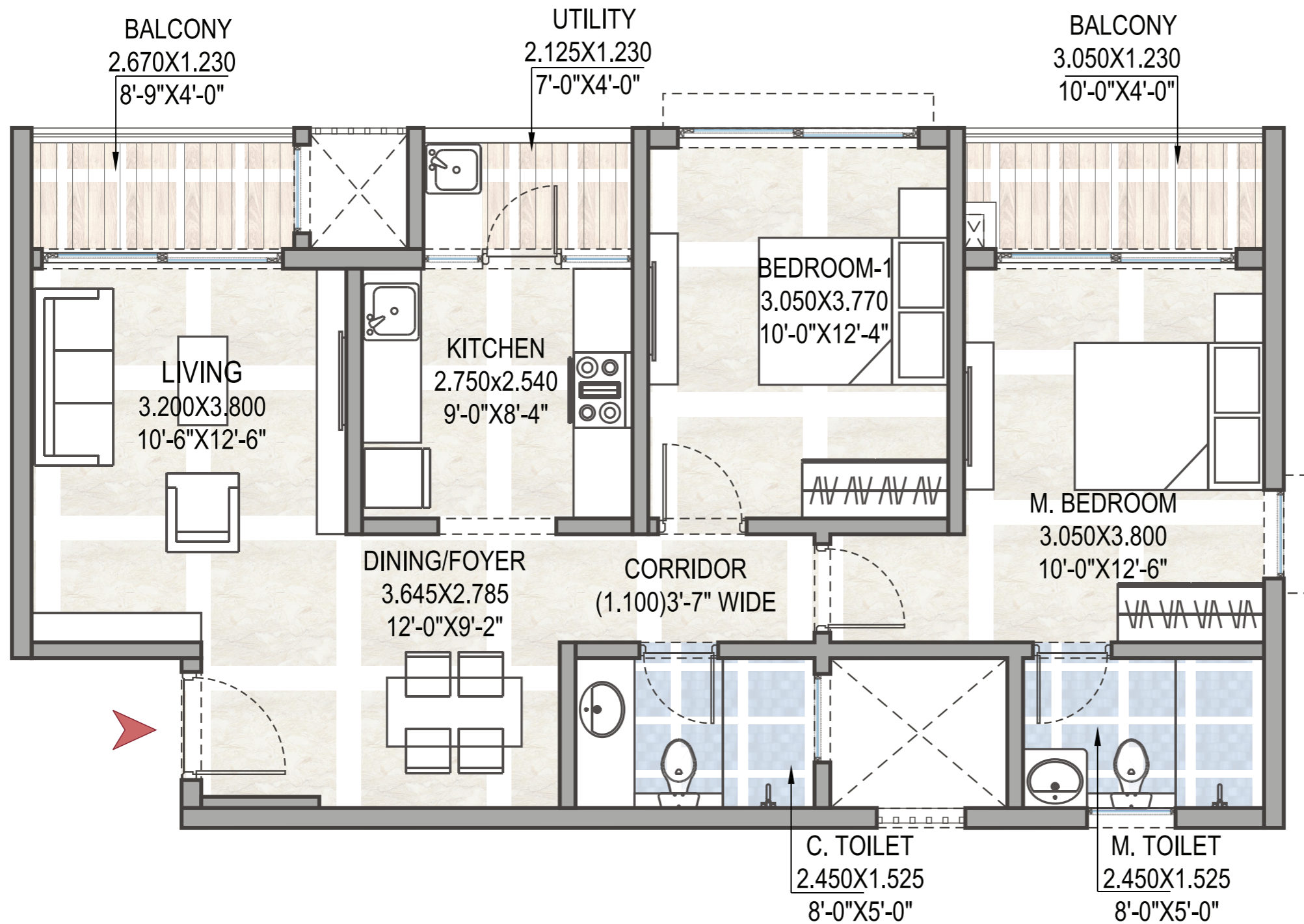


KEY PLAN:

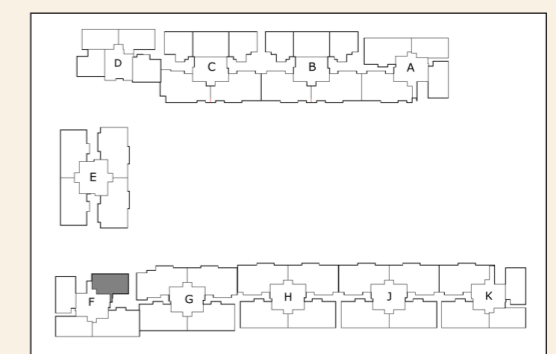


2BHK

	SQM	SFT
CARPET AREA	66.81	719.17
BALCONY AREA	7.04	75.72
UTILITY AREA	2.61	28.13
SALEABLE AREA	110.87	1193.38



- F-0004
- F-0104
- F-0204
- F-0304
- F-0404
- F-0504
- F-0604
- F-0704
- F-0804
- F-0904
- F-1004
- F-1104
- F-1204
- F-1304



NOTE :

1. ALL DIMENSIONS MENTIONED ARE STRUCTURE TO STRUCTURE DIMENSIONS.
2. CARPET AREA IS CALCULATED FROM THE UNFINISHED WALL.
3. CARPET AREA INCLUDES TOILET LEDGE WALLS.
4. BALCONY AREA INCLUDES THE UP-STAND.
5. ANY VARIATIONS DUE TO FACADE DESIGN THAT DOES NOT AFFECT THE RERA CARPET AREA WILL NOT BE CAPTURED.

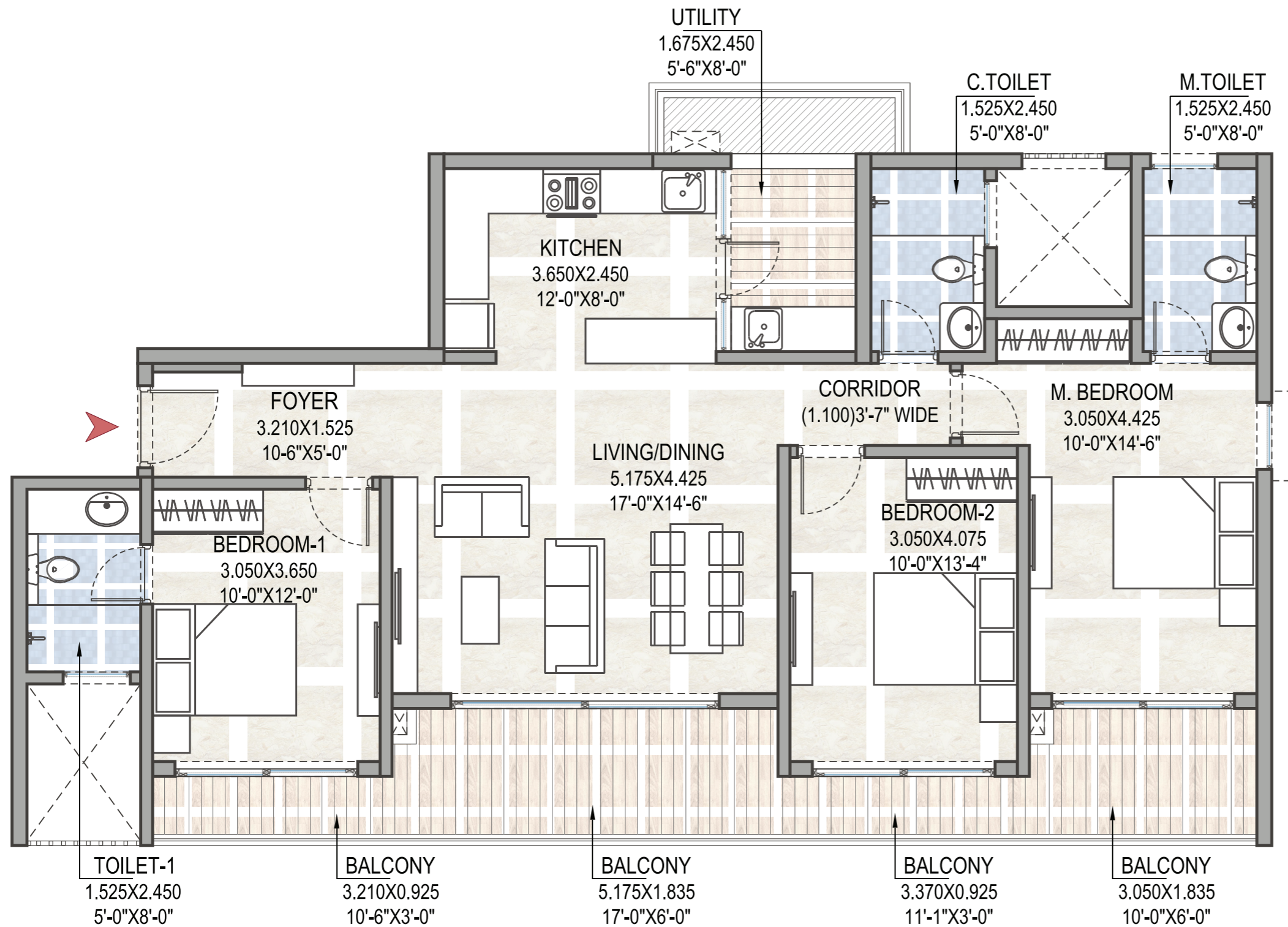
KEY PLAN:



TOWER - G

3BHK Premium

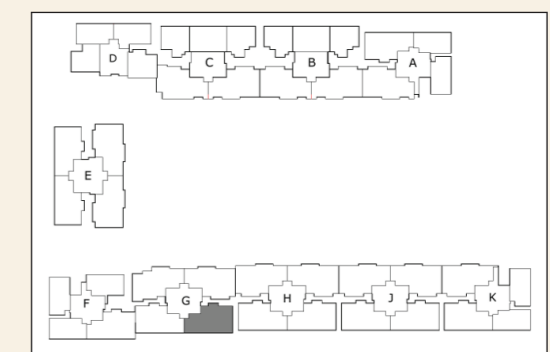
	SQM	SFT
CARPET AREA	95.34	1026.26
BALCONY AREA	21.18	227.96
UTILITY AREA	4.44	47.77
SALEABLE AREA	175.39	1887.88



- G-0101
- G-0201
- G-0301
- G-0401
- G-0501
- G-0601
- G-0701
- G-0801
- G-0901
- G-1001
- G-1101
- G-1201
- G-1301

NOTE :

1. ALL DIMENSIONS MENTIONED ARE STRUCTURE TO STRUCTURE DIMENSIONS.
2. CARPET AREA IS CALCULATED FROM THE UNFINISHED WALL.
3. CARPET AREA INCLUDES TOILET LEDGE WALLS.
4. BALCONY AREA INCLUDES THE UP-STAND.
5. ANY VARIATIONS DUE TO FACADE DESIGN THAT DOES NOT AFFECT THE RERA CARPET AREA WILL NOT BE CAPTURED.

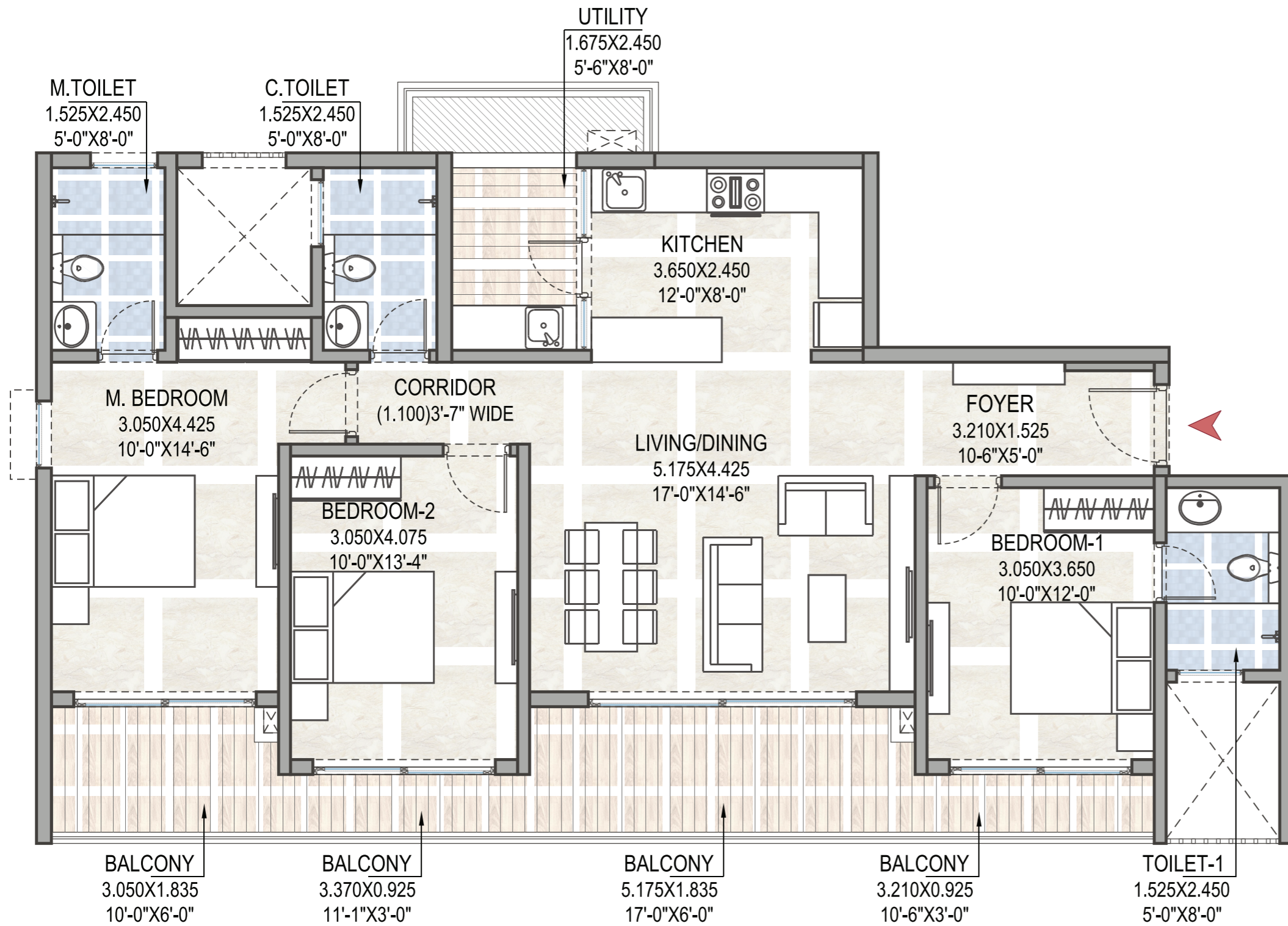


KEY PLAN:



3BHK Premium

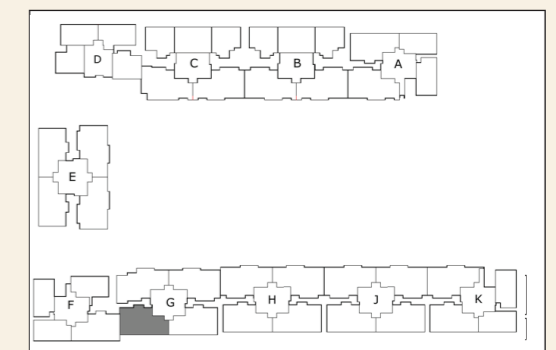
	SQM	SFT
CARPET AREA	95.34	1026.26
BALCONY AREA	21.18	227.96
UTILITY AREA	4.44	47.77
SALEABLE AREA	175.39	1887.88



- G-0202
- G-0302
- G-0402
- G-0502
- G-0602
- G-0702
- G-0802
- G-0902
- G-1002
- G-1102
- G-1202
- G-1302

NOTE :

1. ALL DIMENSIONS MENTIONED ARE STRUCTURE TO STRUCTURE DIMENSIONS.
2. CARPET AREA IS CALCULATED FROM THE UNFINISHED WALL.
3. CARPET AREA INCLUDES TOILET LEDGE WALLS.
4. BALCONY AREA INCLUDES THE UP-STAND.
5. ANY VARIATIONS DUE TO FACADE DESIGN THAT DOES NOT AFFECT THE RERA CARPET AREA WILL NOT BE CAPTURED.

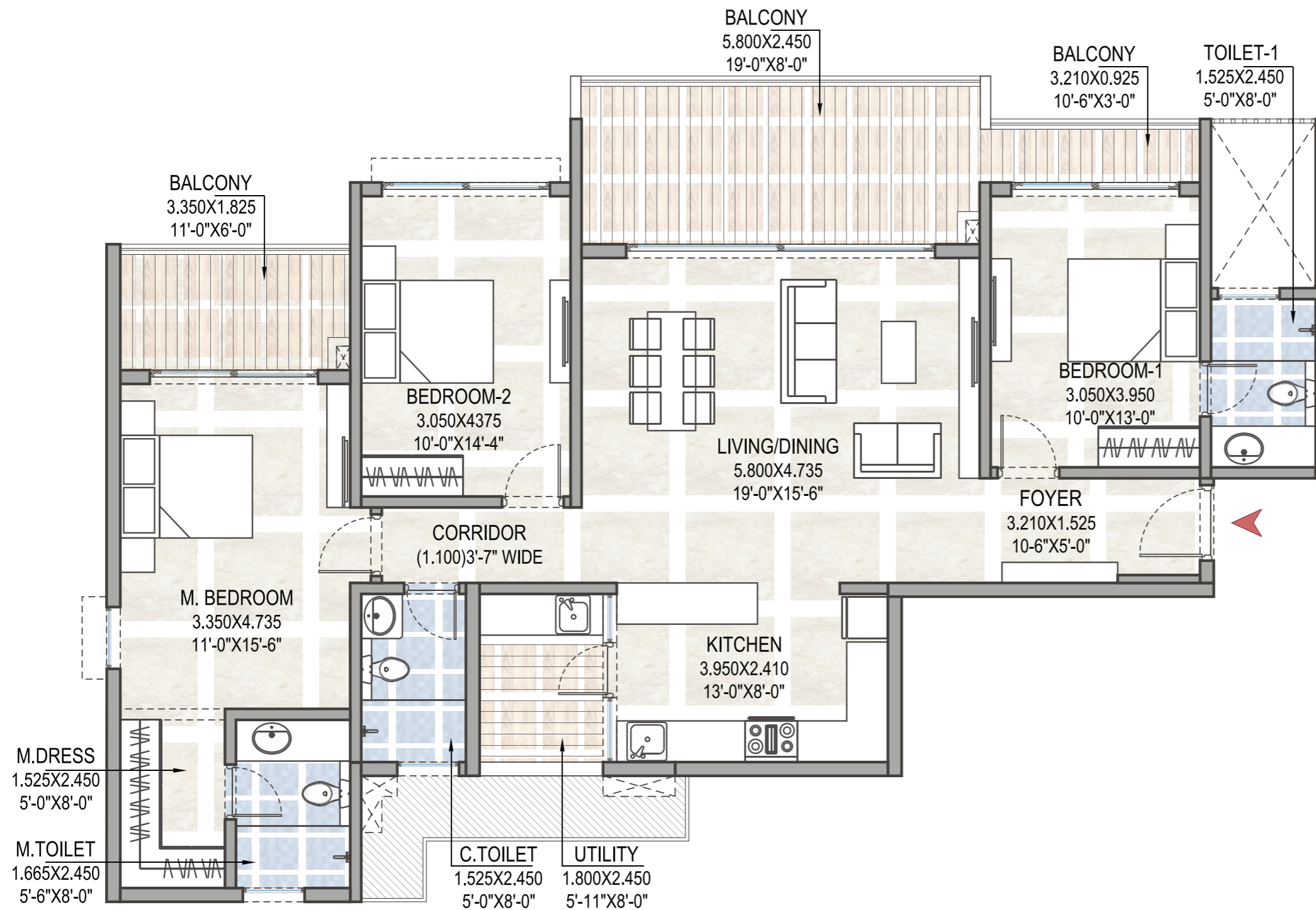


KEY PLAN:

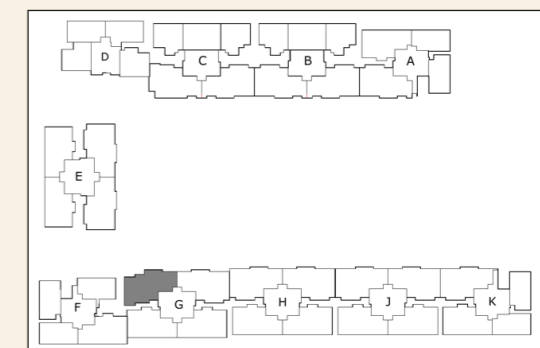


3BHK Luxe

	SQM	SFT
CARPET AREA	111.77	1203.10
BALCONY AREA	31.17	252.89
UTILITY AREA	4.77	51.33
SALEABLE AREA	203.58	2185.61



- G-0003
- G-0103
- G-0203
- G-0303
- G-0403
- G-0503
- G-0603
- G-0703
- G-0803
- G-0903
- G-1003
- G-1103
- G-1203
- G-1303



NOTE :

1. ALL DIMENSIONS MENTIONED ARE STRUCTURE TO STRUCTURE DIMENSIONS.
2. CARPET AREA IS CALCULATED FROM THE UNFINISHED WALL.
3. CARPET AREA INCLUDES TOILET LEDGE WALLS.
4. BALCONY AREA INCLUDES THE UP-STAND.
5. ANY VARIATIONS DUE TO FACADE DESIGN THAT DOES NOT AFFECT THE RERA CARPET AREA WILL NOT BE CAPTURED.

KEY PLAN:

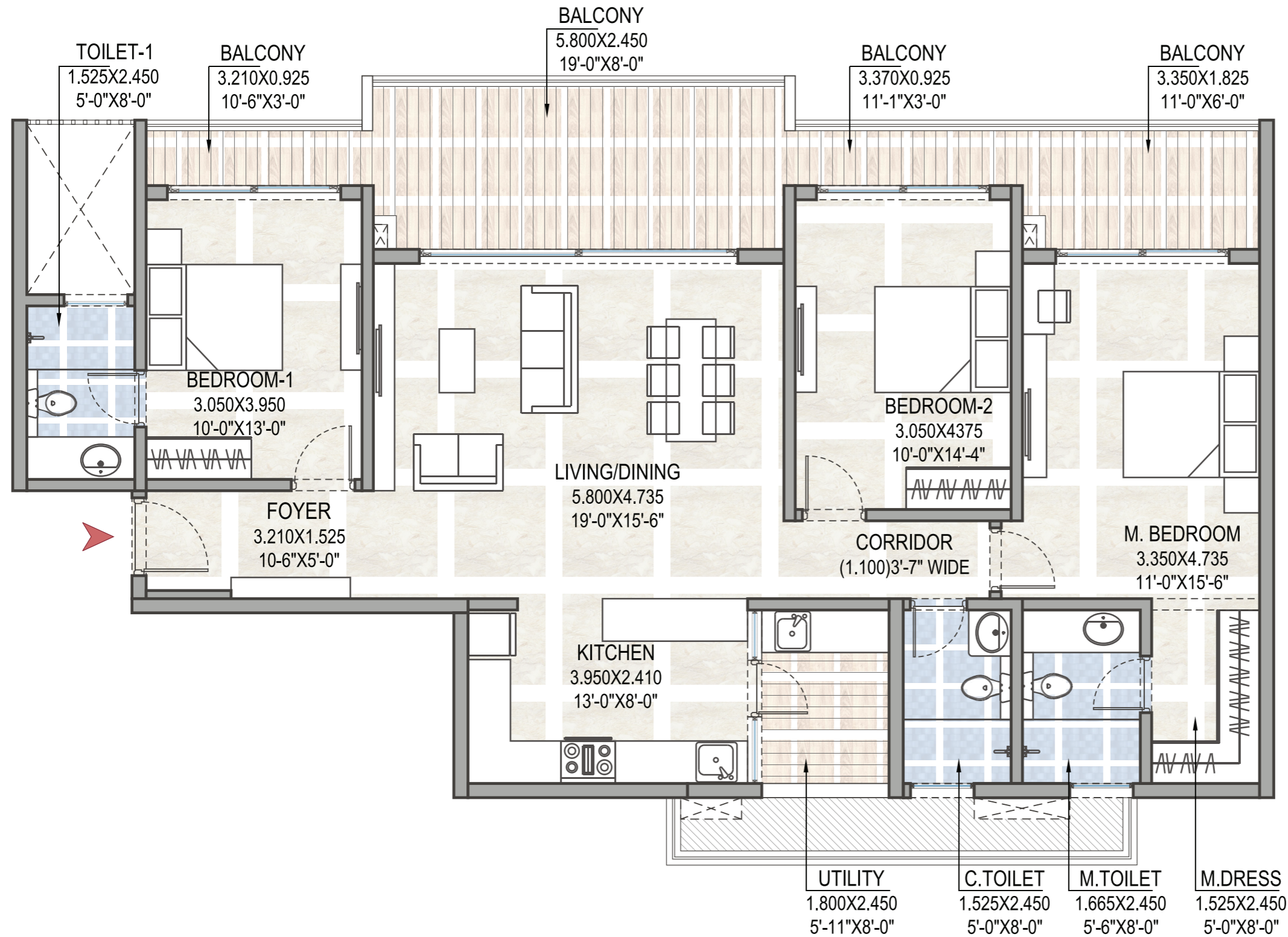


GODREJ WOODS

THANISANDRA, BENGALURU

3BHK Luxe

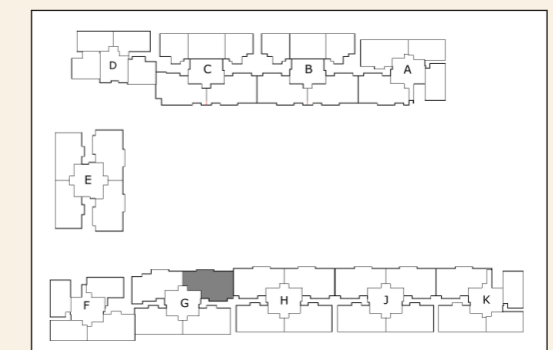
	SQM	SFT
CARPET AREA	109	1173.66
BALCONY AREA	26.60	286.29
UTILITY AREA	4.77	51.33
SALEABLE AREA	203.58	2191.36



- G-0004
- G-0104
- G-0204
- G-0304
- G-0404
- G-0504
- G-0604
- G-0704
- G-0804
- G-0904
- G-1004
- G-1104
- G-1204
- G-1304

NOTE :

1. ALL DIMENSIONS MENTIONED ARE STRUCTURE TO STRUCTURE DIMENSIONS.
2. CARPET AREA IS CALCULATED FROM THE UNFINISHED WALL.
3. CARPET AREA INCLUDES TOILET LEDGE WALLS.
4. BALCONY AREA INCLUDES THE UP-STAND.
5. ANY VARIATIONS DUE TO FACADE DESIGN THAT DOES NOT AFFECT THE RERA CARPET AREA WILL NOT BE CAPTURED.



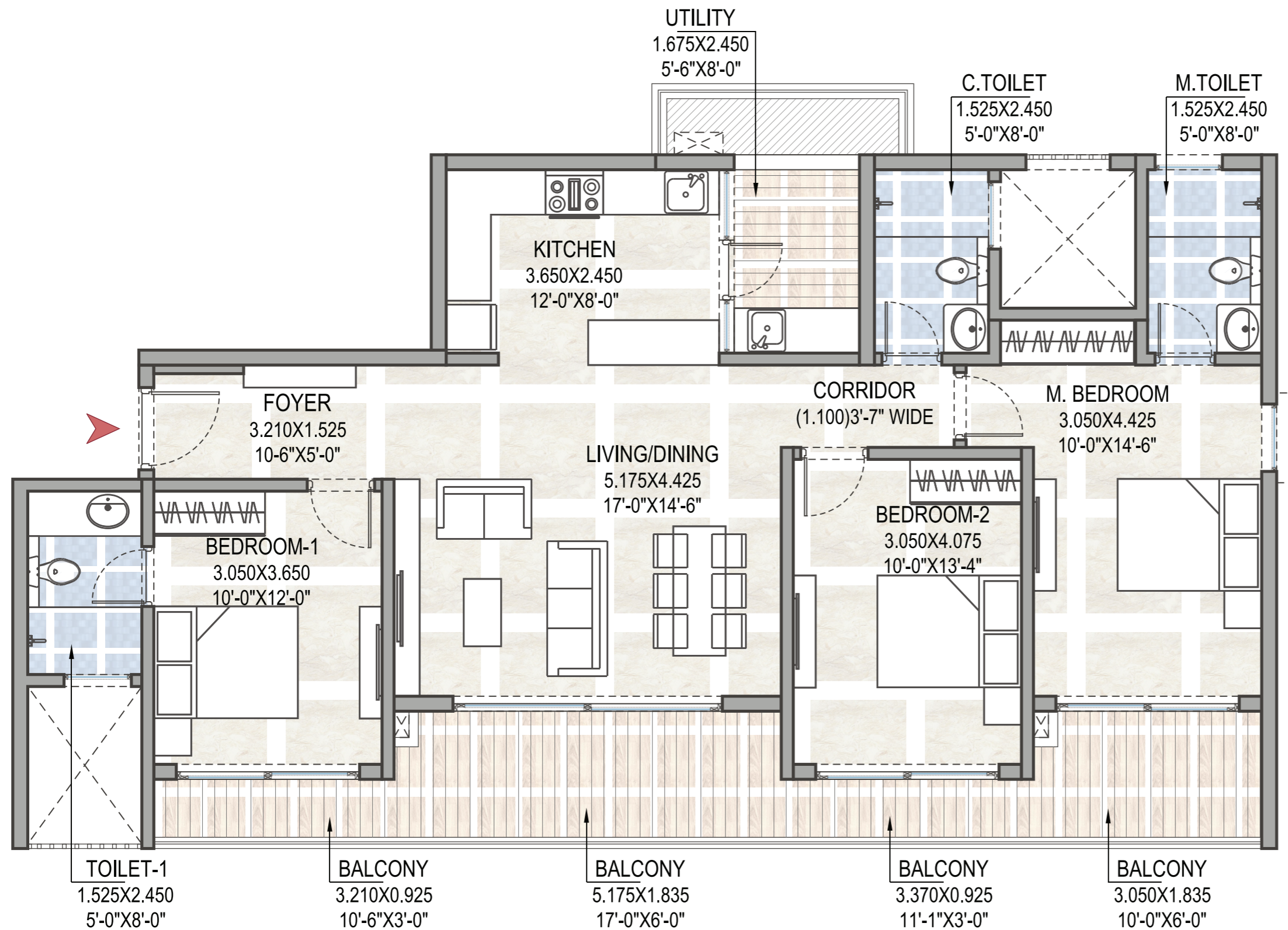
KEY PLAN:



TOWER - H

3BHK Premium

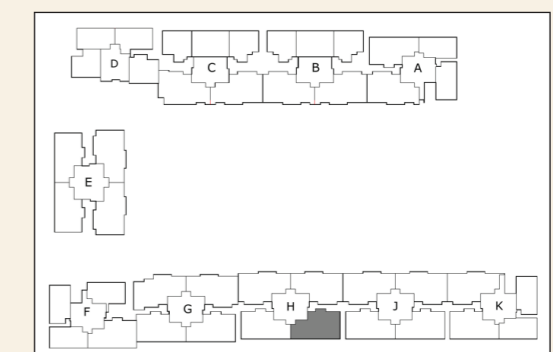
	SQM	SFT
CARPET AREA	95.34	1026.26
BALCONY AREA	21.18	227.96
UTILITY AREA	4.44	47.77
SALEABLE AREA	175.39	1887.88



- H-0201
- H-0301
- H-0401
- H-0501
- H-0601
- H-0701
- H-0801
- H-0901
- H-1001
- H-1101
- H-1201
- H-1301

NOTE :

1. ALL DIMENSIONS MENTIONED ARE STRUCTURE TO STRUCTURE DIMENSIONS.
2. CARPET AREA IS CALCULATED FROM THE UNFINISHED WALL.
3. CARPET AREA INCLUDES TOILET LEDGE WALLS.
4. BALCONY AREA INCLUDES THE UP-STAND.
5. ANY VARIATIONS DUE TO FACADE DESIGN THAT DOES NOT AFFECT THE RERA CARPET AREA WILL NOT BE CAPTURED.

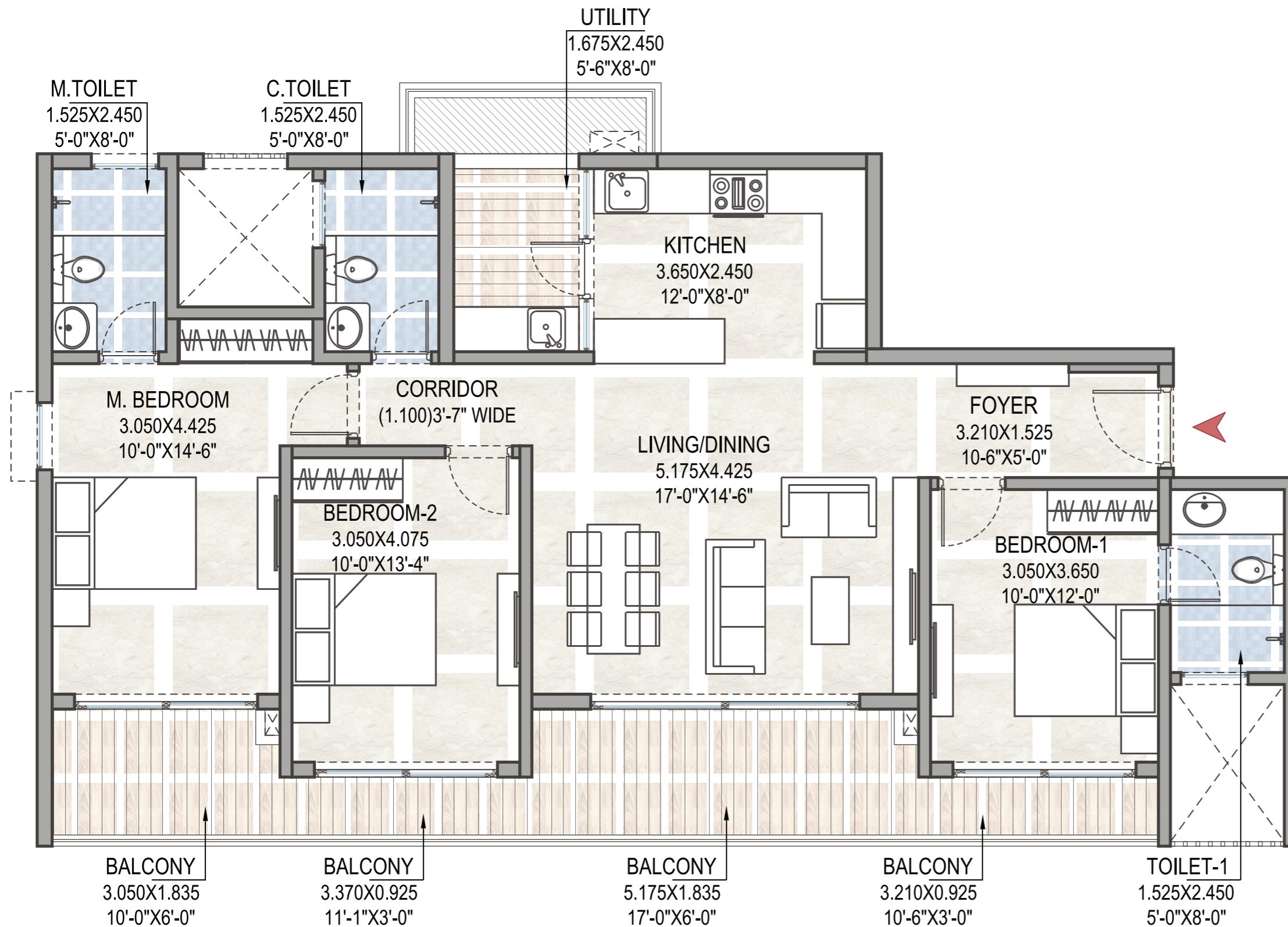


KEY PLAN:

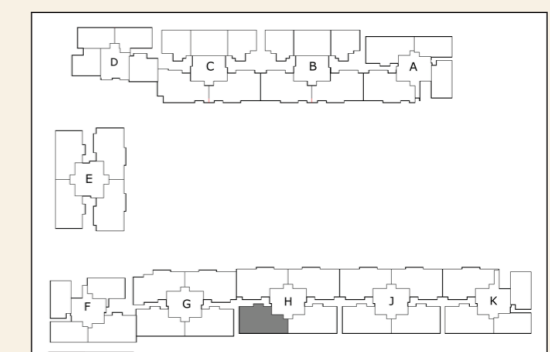


3BHK Premium

	SQM	SFT
CARPET AREA	95.34	1026.26
BALCONY AREA	21.18	227.96
UTILITY AREA	4.44	47.77
SALEABLE AREA	175.39	1887.88



- H-0202
- H-0302
- H-0402
- H-0502
- H-0602
- H-0702
- H-0802
- H-0902
- H-1002
- H-1102
- H-1202
- H-1302



NOTE :

1. ALL DIMENSIONS MENTIONED ARE STRUCTURE TO STRUCTURE DIMENSIONS.
2. CARPET AREA IS CALCULATED FROM THE UNFINISHED WALL.
3. CARPET AREA INCLUDES TOILET LEDGE WALLS.
4. BALCONY AREA INCLUDES THE UP-STAND.
5. ANY VARIATIONS DUE TO FACADE DESIGN THAT DOES NOT AFFECT THE RERA CARPET AREA WILL NOT BE CAPTURED.

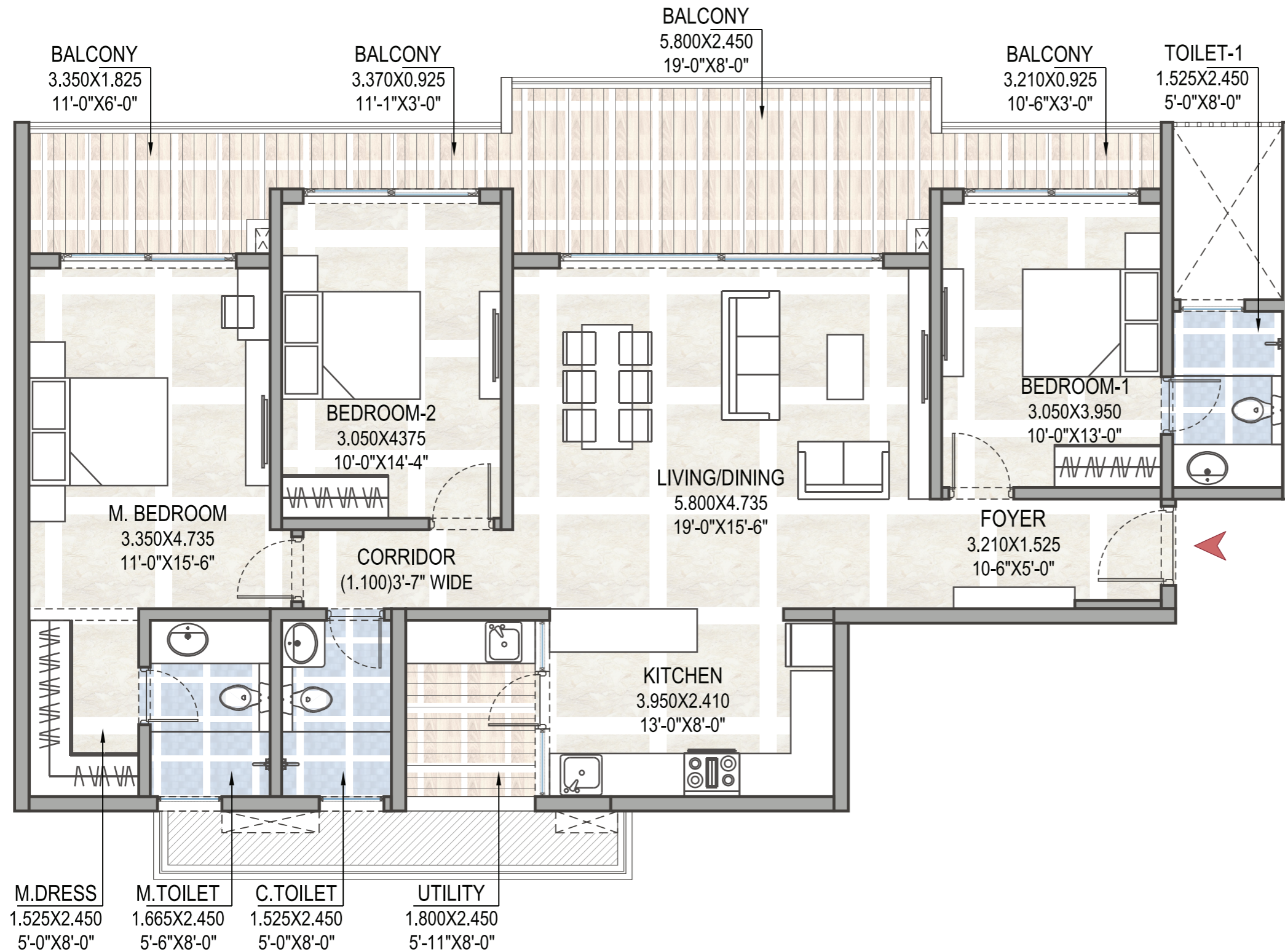
KEY PLAN:



GODREJ WOODS

THANISANDRA, BENGALURU

3BHK Luxe

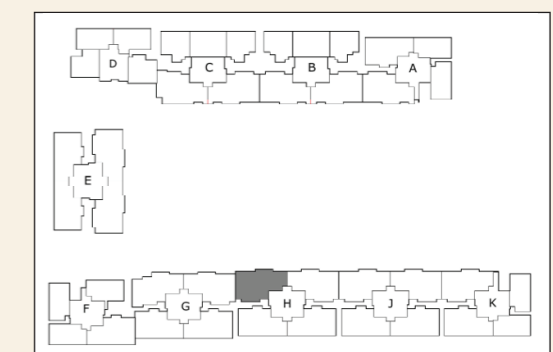


	SQM	SFT
CARPET AREA	109.04	1173.66
BALCONY AREA	26.60	286.29
UTILITY AREA	4.77	51.33
SALEABLE AREA	203.58	2191.36

- H-0003
- H-0103
- H-0203
- H-0303
- H-0403
- H-0503
- H-0603
- H-0703
- H-0803
- H-0903
- H-1003
- H-1103
- H-1203
- H-1303

NOTE :

1. ALL DIMENSIONS MENTIONED ARE STRUCTURE TO STRUCTURE DIMENSIONS.
2. CARPET AREA IS CALCULATED FROM THE UNFINISHED WALL.
3. CARPET AREA INCLUDES TOILET LEDGE WALLS.
4. BALCONY AREA INCLUDES THE UP-STAND.
5. ANY VARIATIONS DUE TO FACADE DESIGN THAT DOES NOT AFFECT THE RERA CARPET AREA WILL NOT BE CAPTURED.

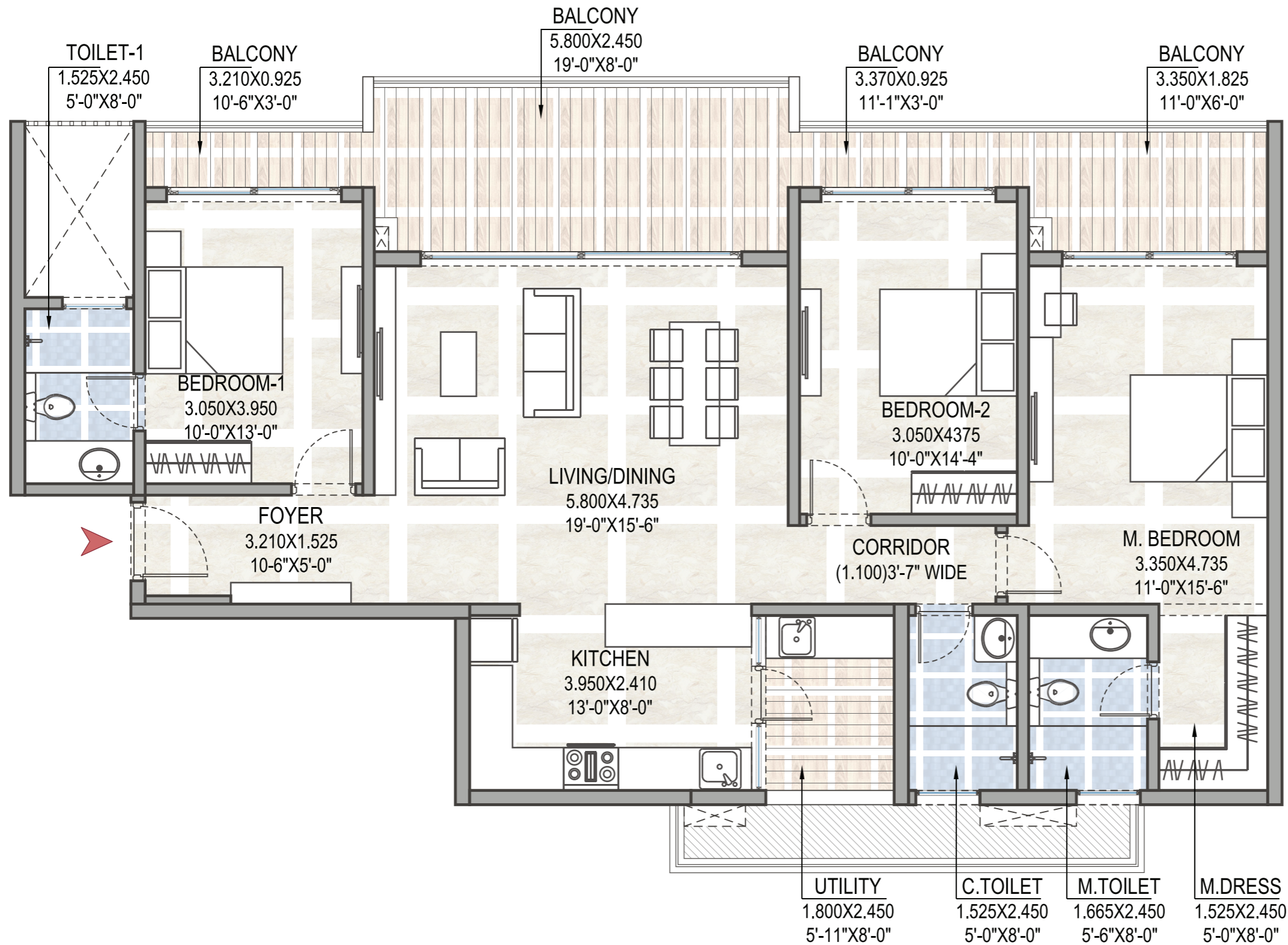


KEY PLAN:

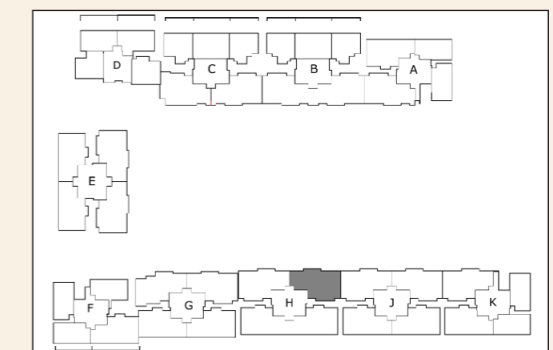


3BHK Luxe

	SQM	SFT
CARPET AREA	109.04	1173.66
BALCONY AREA	26.60	286.29
UTILITY AREA	4.77	51.33
SALEABLE AREA	203.58	2191.36



- H-0104
- H-0204
- H-0304
- H-0404
- H-0504
- H-0604
- H-0704
- H-0804
- H-0904
- H-1004
- H-1104
- H-1204
- H-1304



NOTE :

1. ALL DIMENSIONS MENTIONED ARE STRUCTURE TO STRUCTURE DIMENSIONS.
2. CARPET AREA IS CALCULATED FROM THE UNFINISHED WALL.
3. CARPET AREA INCLUDES TOILET LEDGE WALLS.
4. BALCONY AREA INCLUDES THE UP-STAND.
5. ANY VARIATIONS DUE TO FACADE DESIGN THAT DOES NOT AFFECT THE RERA CARPET AREA WILL NOT BE CAPTURED.

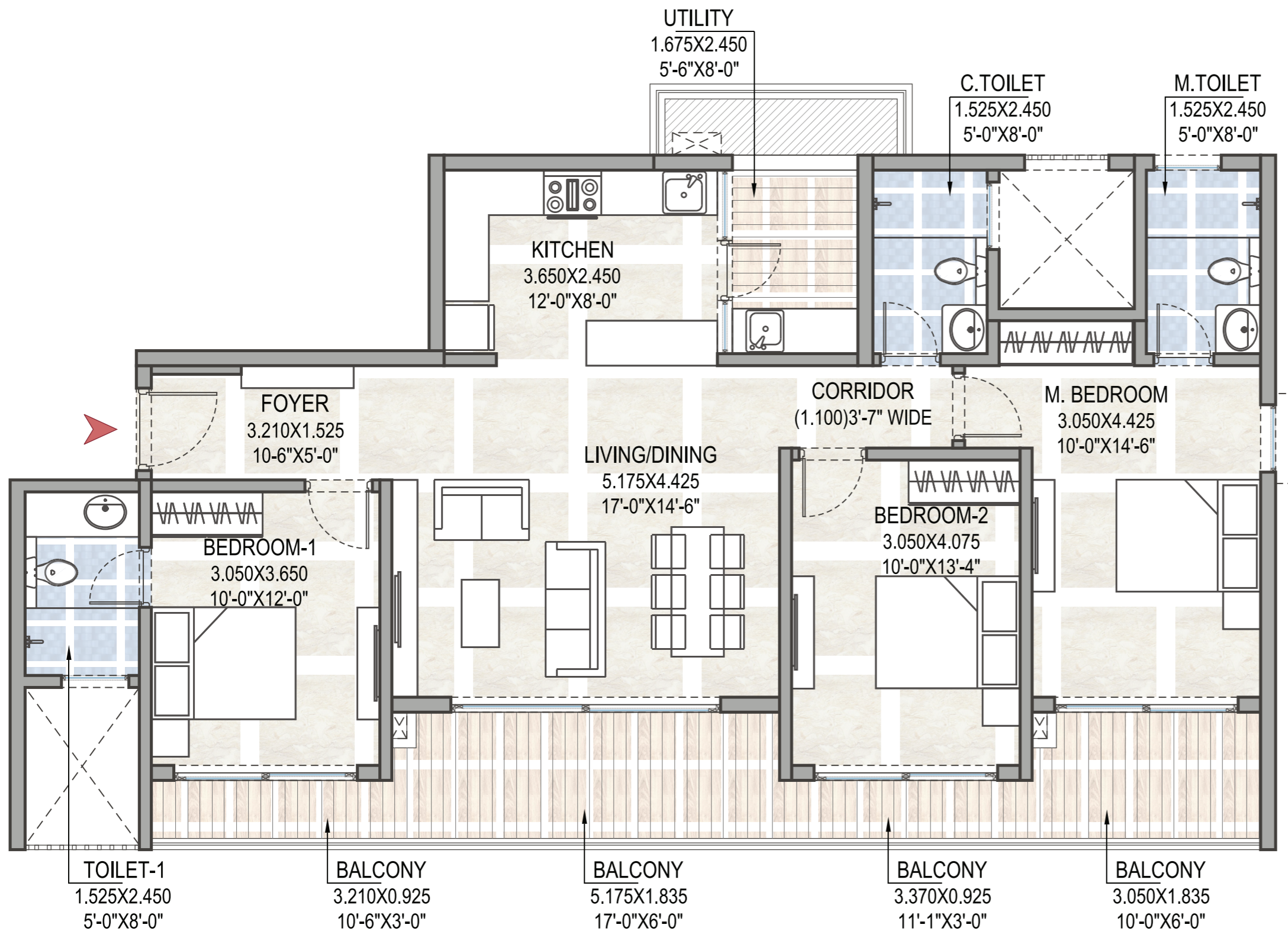
KEY PLAN:



TOWER - J

3BHK Premium

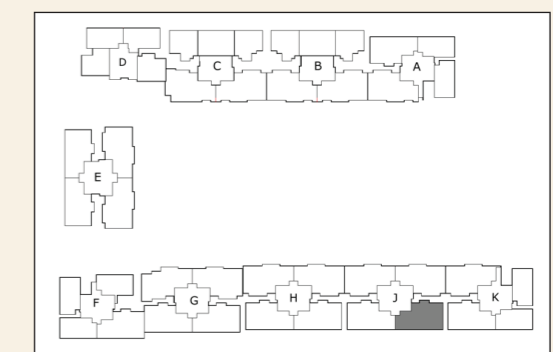
	SQM	SFT
CARPET AREA	95.34	1026.26
BALCONY AREA	21.18	227.96
UTILITY AREA	4.44	47.77
SALEABLE AREA	175.39	1887.88



- J-0201
- J-0301
- J-0401
- J-0501
- J-0601
- J-0701
- J-0801
- J-0901
- J-1001
- J-1101
- J-1201
- J-1301

NOTE :

1. ALL DIMENSIONS MENTIONED ARE STRUCTURE TO STRUCTURE DIMENSIONS.
2. CARPET AREA IS CALCULATED FROM THE UNFINISHED WALL.
3. CARPET AREA INCLUDES TOILET LEDGE WALLS.
4. BALCONY AREA INCLUDES THE UP-STAND.
5. ANY VARIATIONS DUE TO FACADE DESIGN THAT DOES NOT AFFECT THE RERA CARPET AREA WILL NOT BE CAPTURED.

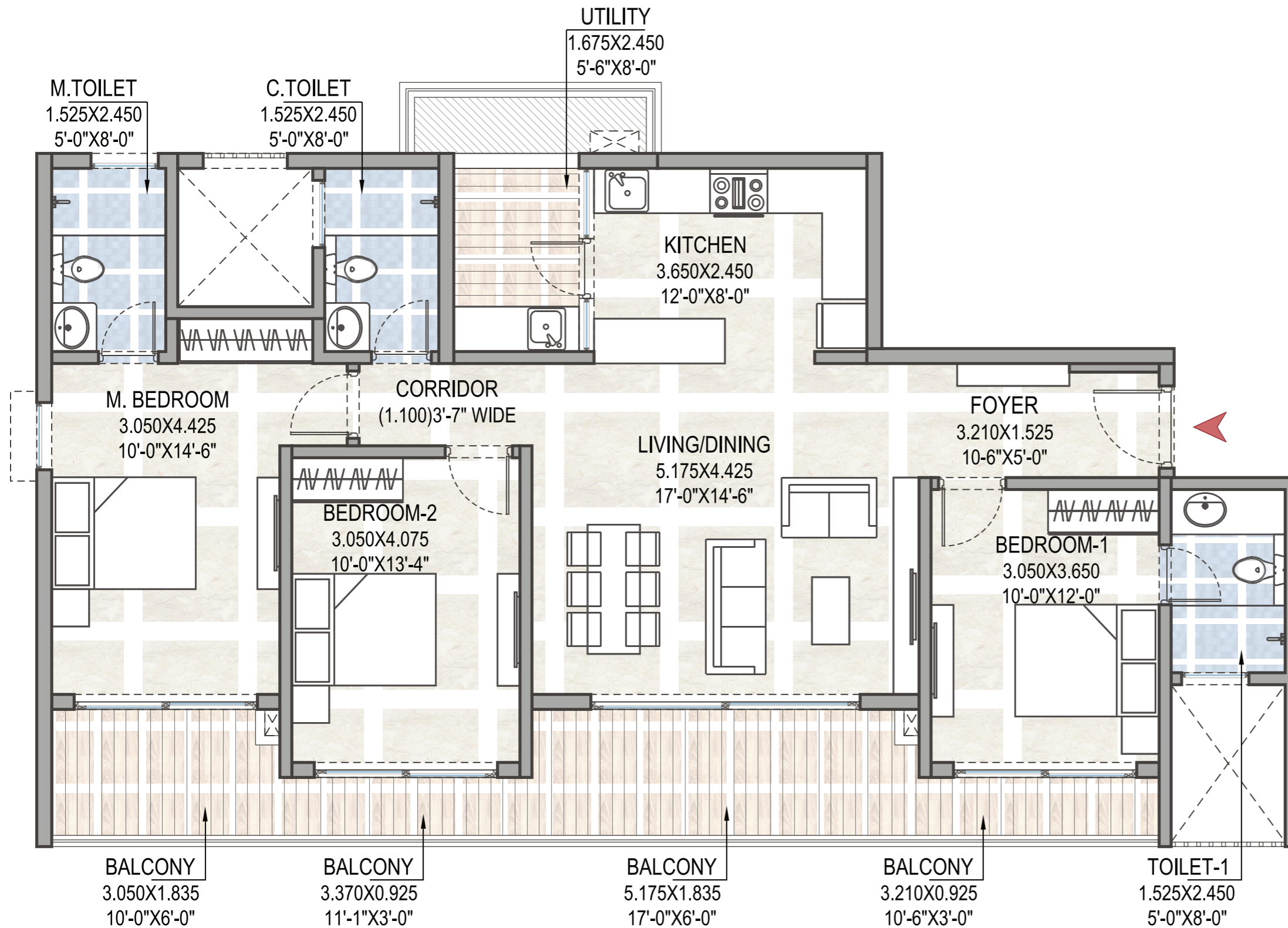


KEY PLAN:

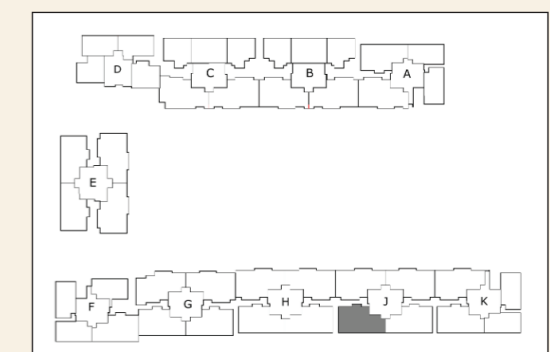


3BHK Premium

	SQM	SFT
CARPET AREA	95.34	1026.26
BALCONY AREA	21.18	227.96
UTILITY AREA	4.44	47.77
SALEABLE AREA	175.39	1887.88



- J-0202
- J-0302
- J-0402
- J-0502
- J-0602
- J-0702
- J-0802
- J-0902
- J-1002
- J-1102
- J-1202
- J-1302



NOTE :

1. ALL DIMENSIONS MENTIONED ARE STRUCTURE TO STRUCTURE DIMENSIONS.
2. CARPET AREA IS CALCULATED FROM THE UNFINISHED WALL.
3. CARPET AREA INCLUDES TOILET LEDGE WALLS.
4. BALCONY AREA INCLUDES THE UP-STAND.
5. ANY VARIATIONS DUE TO FACADE DESIGN THAT DOES NOT AFFECT THE RERA CARPET AREA WILL NOT BE CAPTURED.

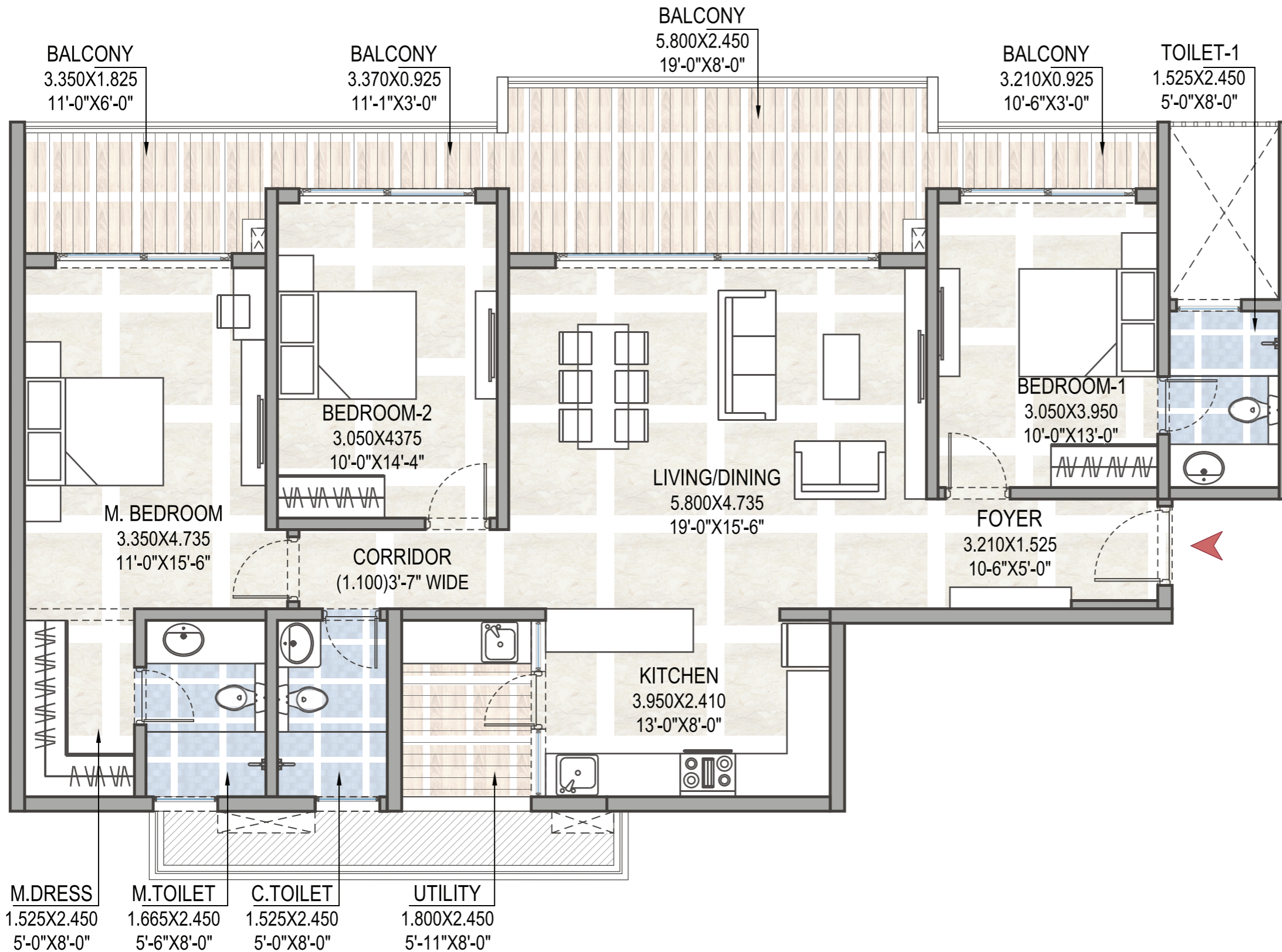
KEY PLAN:



GODREJ WOODS

THANISANDRA, BENGALURU

3BHK Luxe

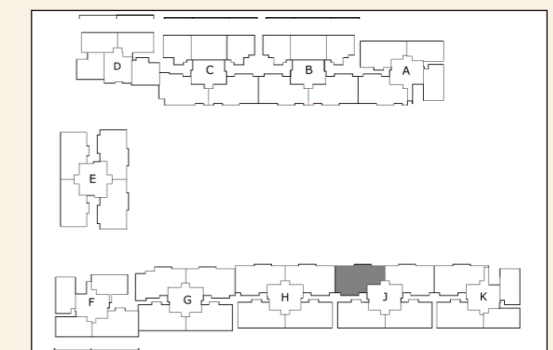


	SQM	SFT
CARPET AREA	109.04	1173.66
BALCONY AREA	26.60	286.29
UTILITY AREA	4.77	51.33
SALEABLE AREA	203.58	2191.36

- J-0003
- J-0103
- J-0203
- J-0303
- J-0403
- J-0503
- J-0603
- J-0703
- J-0803
- J-0903
- J-1003
- J-1103
- J-1203
- J-1303

NOTE :

1. ALL DIMENSIONS MENTIONED ARE STRUCTURE TO STRUCTURE DIMENSIONS.
2. CARPET AREA IS CALCULATED FROM THE UNFINISHED WALL.
3. CARPET AREA INCLUDES TOILET LEDGE WALLS.
4. BALCONY AREA INCLUDES THE UP-STAND.
5. ANY VARIATIONS DUE TO FACADE DESIGN THAT DOES NOT AFFECT THE RERA CARPET AREA WILL NOT BE CAPTURED.



KEY PLAN:

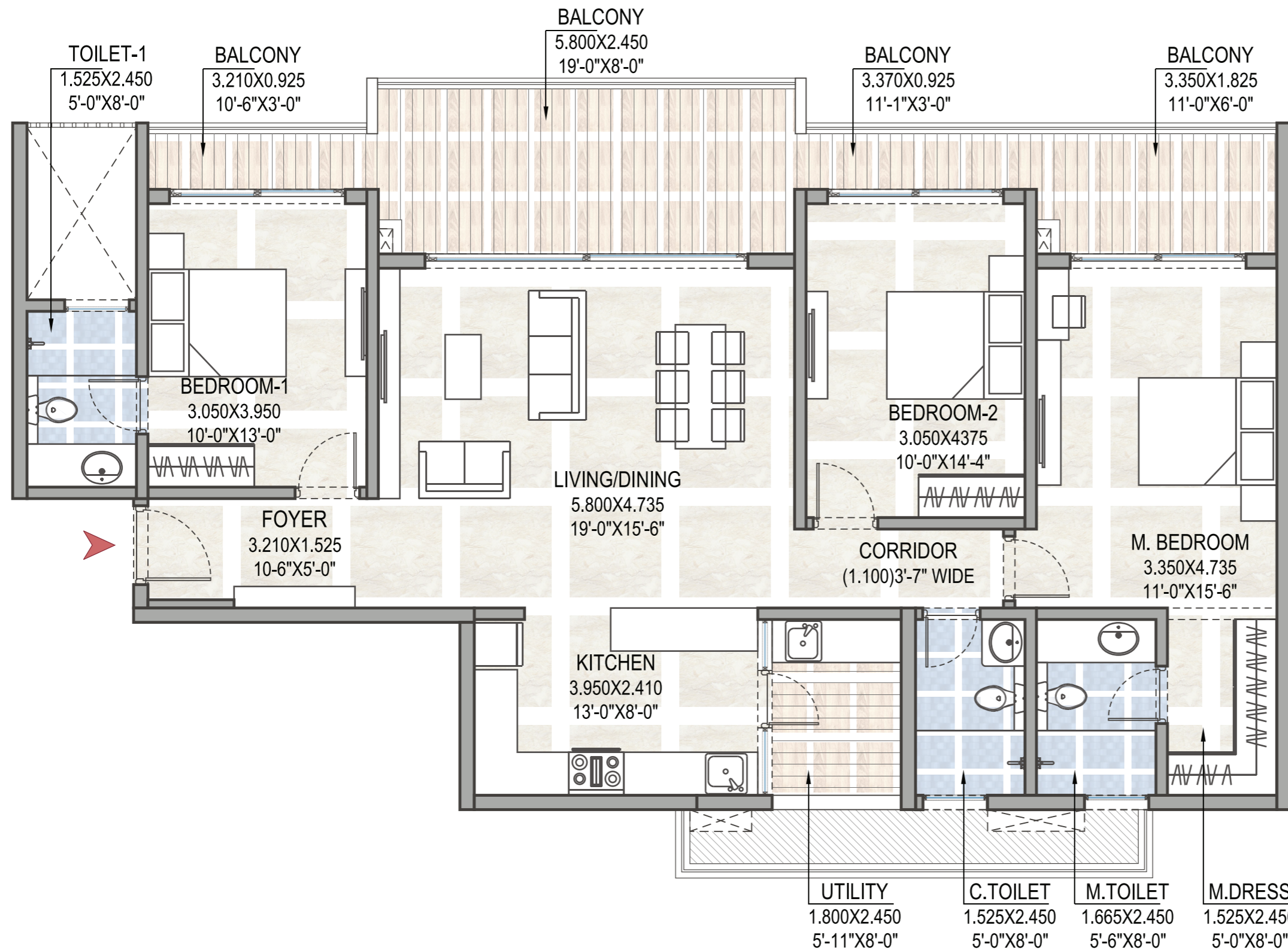


GODREJ WOODS

THANISANDRA, BENGALURU

3BHK Luxe

	SQM	SFT
CARPET AREA	109.04	1173.66
BALCONY AREA	26.60	286.29
UTILITY AREA	4.77	51.33
SALEABLE AREA	203.58	2191.36



- J-0104
- J-0204
- J-0304
- J-0404
- J-0504
- J-0604
- J-0704
- J-0804
- J-0904
- J-1004
- J-1104
- J-1204
- J-1304

NOTE :

1. ALL DIMENSIONS MENTIONED ARE STRUCTURE TO STRUCTURE DIMENSIONS.
2. CARPET AREA IS CALCULATED FROM THE UNFINISHED WALL.
3. CARPET AREA INCLUDES TOILET LEDGE WALLS.
4. BALCONY AREA INCLUDES THE UP-STAND.
5. ANY VARIATIONS DUE TO FACADE DESIGN THAT DOES NOT AFFECT THE RERA CARPET AREA WILL NOT BE CAPTURED.



KEY PLAN:

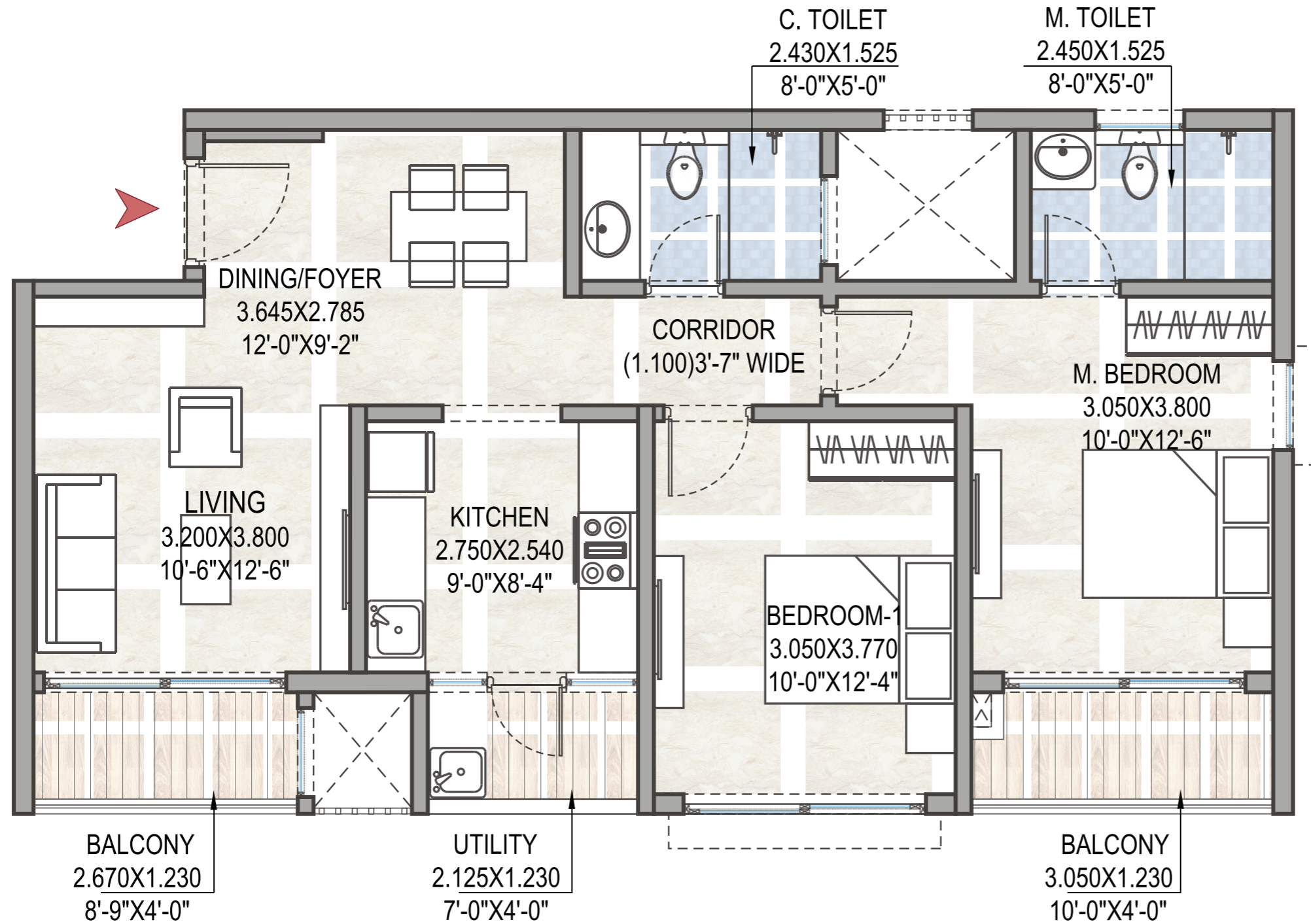


TOWER - K

2BHK

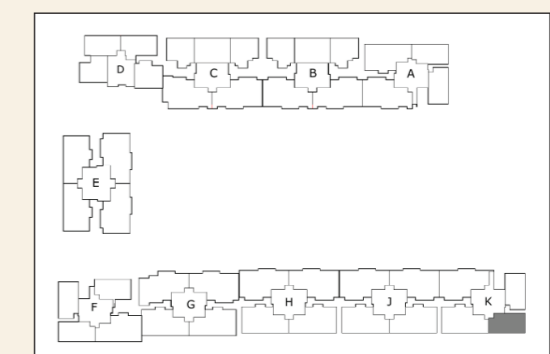
	SQM	SFT
CARPET AREA	66.81	719.17
BALCONY AREA	7.04	75.72
UTILITY AREA	2.61	28.13
SALEABLE AREA	110.87	1193.38

- K-0101
- K-0201
- K-0301
- K-0401
- K-0501
- K-0601
- K-0701
- K-0801
- K-0901
- K-1101
- K-1201
- K-1301



NOTE :

1. ALL DIMENSIONS MENTIONED ARE STRUCTURE TO STRUCTURE DIMENSIONS.
2. CARPET AREA IS CALCULATED FROM THE UNFINISHED WALL.
3. CARPET AREA INCLUDES TOILET LEDGE WALLS.
4. BALCONY AREA INCLUDES THE UP-STAND.
5. ANY VARIATIONS DUE TO FACADE DESIGN THAT DOES NOT AFFECT THE RERA CARPET AREA WILL NOT BE CAPTURED.

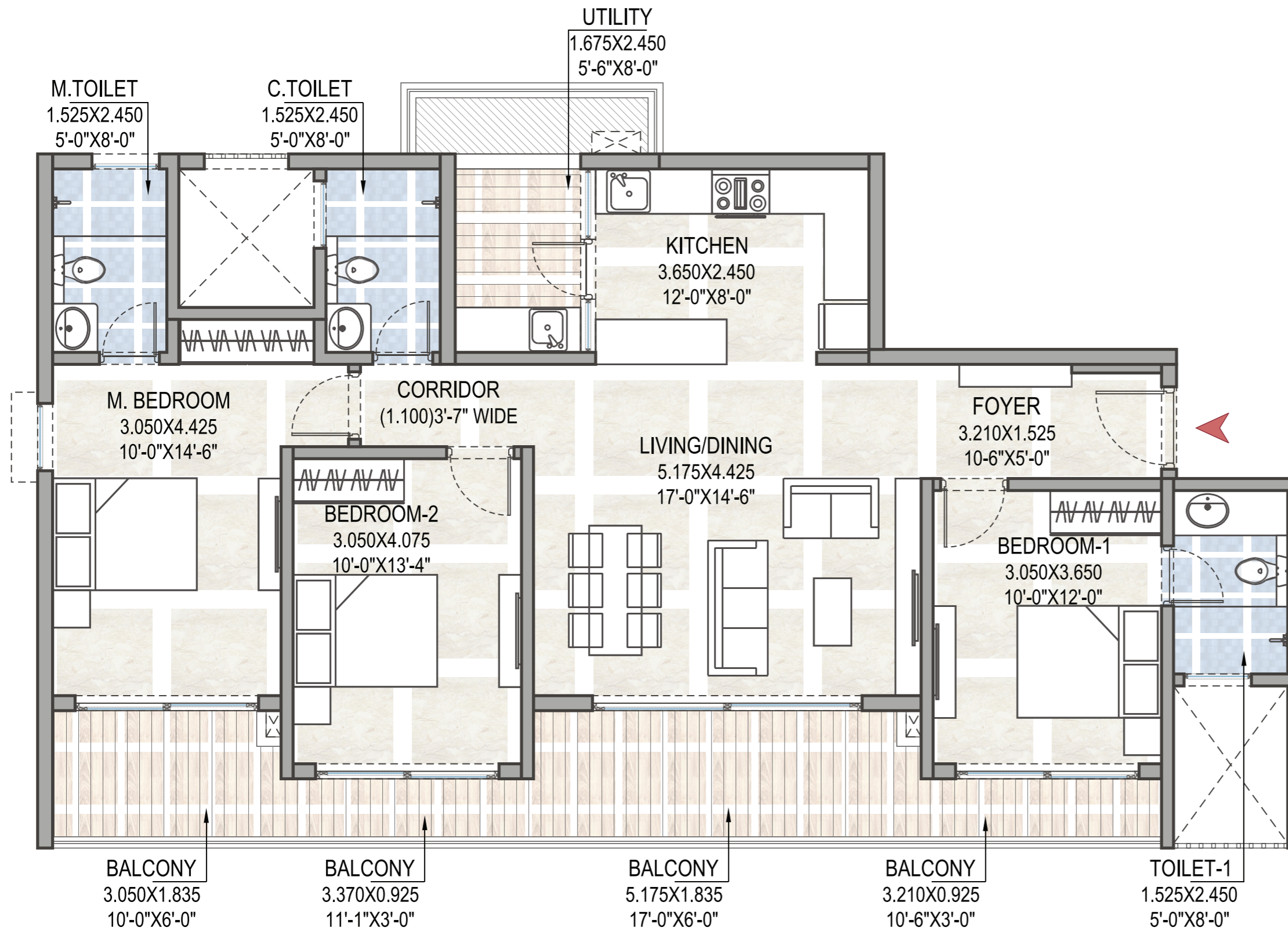


KEY PLAN:

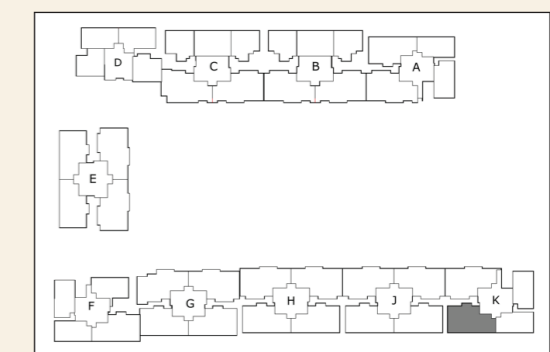


3BHK Premium

	SQM	SFT
CARPET AREA	95.34	1026.26
BALCONY AREA	21.18	227.96
UTILITY AREA	4.44	47.77
SALEABLE AREA	175.39	1887.88



- K-0202
- K-0302
- K-0402
- K-0502
- K-0602
- K-0702
- K-0802
- K-0902
- K-1002
- K-1102
- K-1202
- K-1302



NOTE :

1. ALL DIMENSIONS MENTIONED ARE STRUCTURE TO STRUCTURE DIMENSIONS.
2. CARPET AREA IS CALCULATED FROM THE UNFINISHED WALL.
3. CARPET AREA INCLUDES TOILET LEDGE WALLS.
4. BALCONY AREA INCLUDES THE UP-STAND.
5. ANY VARIATIONS DUE TO FACADE DESIGN THAT DOES NOT AFFECT THE RERA CARPET AREA WILL NOT BE CAPTURED.

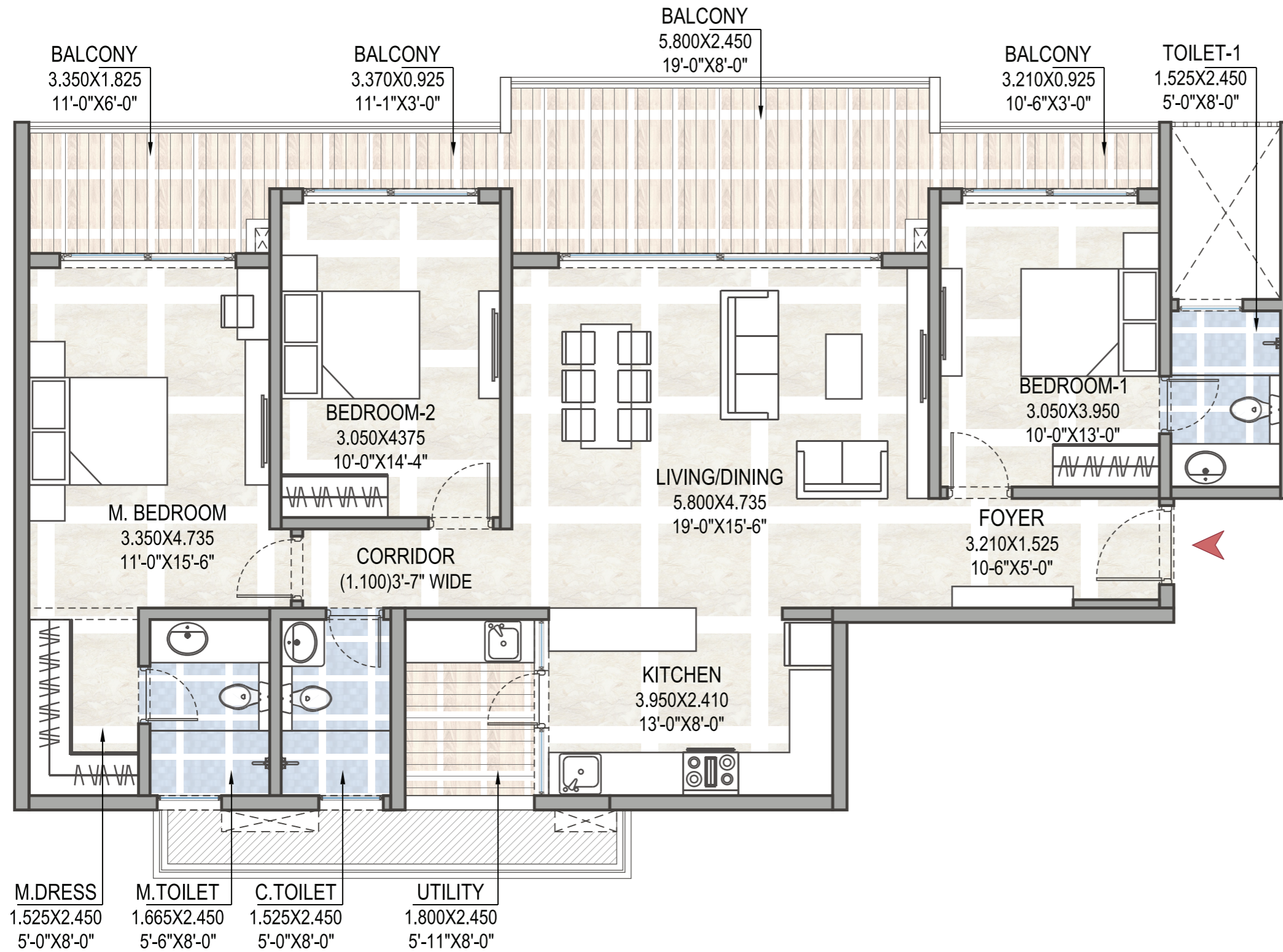
KEY PLAN:



GODREJ WOODS

THANISANDRA, BENGALURU

3BHK Luxe

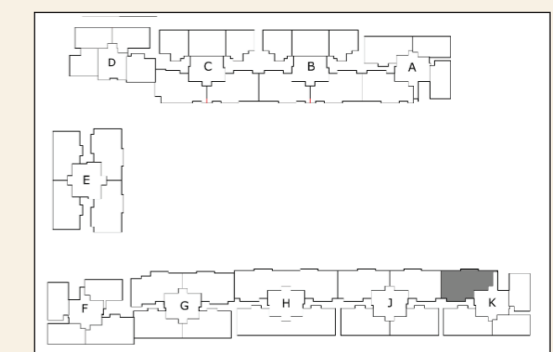


	SQM	SFT
CARPET AREA	109.04	1173.66
BALCONY AREA	26.60	286.29
UTILITY AREA	4.77	51.33
SALEABLE AREA	203.58	2191.36

- K-0003
- K-0103
- K-0203
- K-0303
- K-0403
- K-0503
- K-0603
- K-0703
- K-0803
- K-0903
- K-1003
- K-1103
- K-1203
- K-1303

NOTE :

1. ALL DIMENSIONS MENTIONED ARE STRUCTURE TO STRUCTURE DIMENSIONS.
2. CARPET AREA IS CALCULATED FROM THE UNFINISHED WALL.
3. CARPET AREA INCLUDES TOILET LEDGE WALLS.
4. BALCONY AREA INCLUDES THE UP-STAND.
5. ANY VARIATIONS DUE TO FACADE DESIGN THAT DOES NOT AFFECT THE RERA CARPET AREA WILL NOT BE CAPTURED.

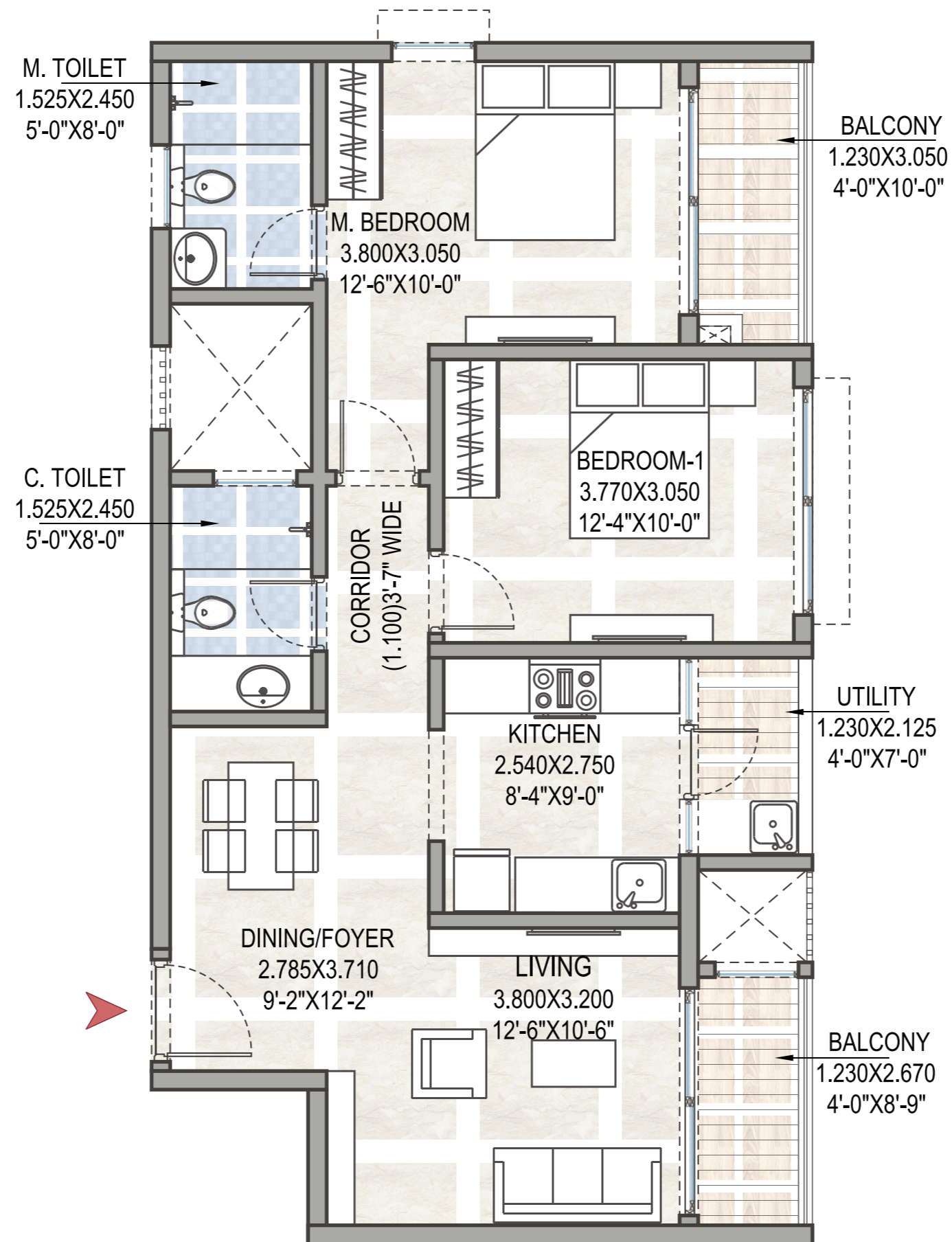


KEY PLAN:

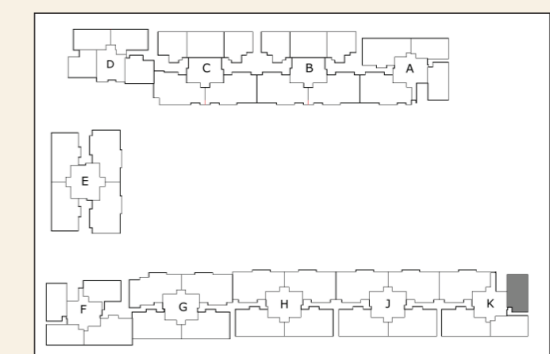


2BHK

	SQM	SFT
CARPET AREA	66.90	720.07
BALCONY AREA	7.04	75.72
UTILITY AREA	2.61	28.13
SALEABLE AREA	110.99	1194.69



- K-0104
- K-0204
- K-0304
- K-0404
- K-0504
- K-0604
- K-0704
- K-0804
- K-0904
- K-1004
- K-1104
- K-1204
- K-1304



NOTE :

1. ALL DIMENSIONS MENTIONED ARE STRUCTURE TO STRUCTURE DIMENSIONS.
2. CARPET AREA IS CALCULATED FROM THE UNFINISHED WALL.
3. CARPET AREA INCLUDES TOILET LEDGE WALLS.
4. BALCONY AREA INCLUDES THE UP-STAND.
5. ANY VARIATIONS DUE TO FACADE DESIGN THAT DOES NOT AFFECT THE RERA CARPET AREA WILL NOT BE CAPTURED.

KEY PLAN:





The Project is registered as " **GODREJ WOODS** " with Karnataka
RERA bearing **Registration No. PRM/KA/RERA/1251/472/PR/121125/008248** at
<https://rera.karnataka.gov.in/> This Project is being developed by Godrej Properties Limited.